

BMO Bbg Barc Global Hi Yld Bd (GBPH) ETF



Return Date: 31/03/2019

Fund Description

The BMO Barclays Global High Yield Bond (GBP Hedged) ETF is a global high yield debt exchange-traded fund which seeks to replicate the performance of the Bloomberg Barclays Global High Yield Bond Corporate Very Liquid ex-144A Hedged to GBP Index. The index is a broad-based measure of global high yield corporate bonds, with debt issued by US and European corporations. The currency exposure is hedged back to Pound Sterling to neutralise currency fluctuations and ensure all returns are solely attributable to the bond exposure. The fund itself will look to buy all of the securities of the index at the assigned weights or at least a carefully selected sample which mimic the risk profile of the index while avoiding illiquidity issues. BMO began offering investment services in 1925 and its asset management arm launched its ETF business in 2009. The fund's pricing is highly competitive in the sector and it offers investors global diversification and a potentially high level of income.

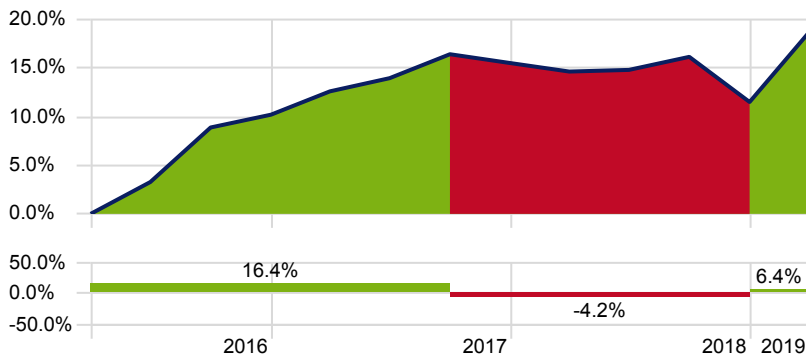
*Investors should be aware that while high yield bonds can provide higher income returns, the credit rating of the debt is lower and therefore they are taking on additional risk.

Source: AJ Bell Investments

As of 31/03/2019

Investment Growth - Quarterly

Time Period: 01/04/2016 to 31/03/2019



■ BMO Bbg Barc Global Hi Yld Bd (GBPH) ETF 18.6% ■ Contraction ■ Expansion

Note: The value of your investments can go down as well as up and you may get back less than you originally invested. We don't offer advice, so it's important you understand the risks, if you're unsure please consult a suitably qualified financial adviser. Past performance is not a guide to future performance and some investments need to be held for the long term.

Source: Morningstar Direct

Trailing Returns (% Annualised)

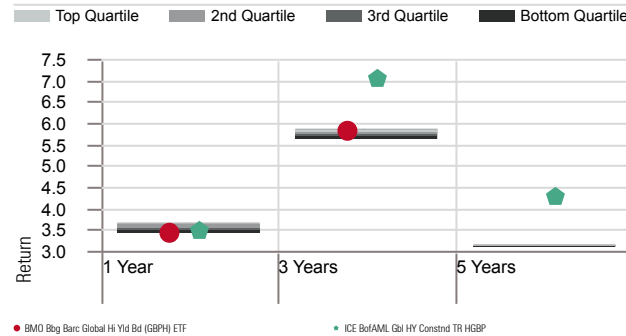
	1 Yr	3 Yrs	5 Yrs	10 Yrs
BMO Bbg Barc Global Hi Yld Bd (GBPH) ETF	3.48	5.86	—	—
ICE BofAML Gbl HY Constnd TR HGBP	3.49	7.06	4.32	11.23

Calendar Year Returns (%)

	2018	2017	2016	2015	2014
BMO Bbg Barc Global Hi Yld Bd (GBPH) ETF	-3.47	4.82	13.26	—	—
ICE BofAML Gbl HY Constnd TR HGBP	-3.60	6.71	15.66	-2.11	2.71

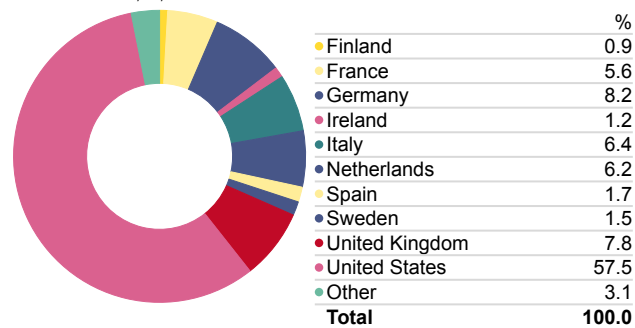
Performance Relative to Peer Group

Peer Group (5-95%): Exchange Traded Funds - Europe/Africa/Asia - Global High Yield Bond - GBP Hedged Calculation Benchmark: None



Fixed Income Geographic Split

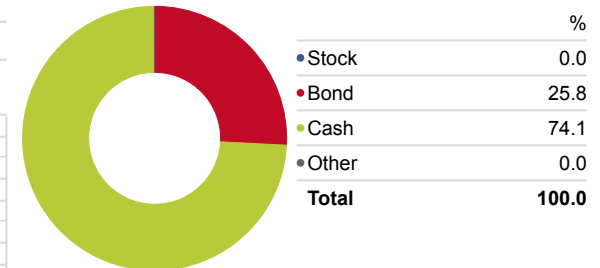
Portfolio Date: 28/02/2019



Snapshot

ISIN	IE00BZ053R76
Domicile	Ireland
Morningstar Category	EAA Fund Global High Yield Bond - GBP Hedged
Primary Prospectus Benchmark	BBgBarc.Gb HY Cor Vr Lq x144A H2 NR GBP
Morningstar Analyst Rating	—
Morningstar Rating Overall	★★★
KIID Ongoing Charge	0.35
Inception Date	05/11/2015
# of Holdings	463
Fund Size - £ mill	92.62
Dividend Distribution Frequency	Quarterly
12 Mo Yield	4.79
Replication Method	Physical-Full

Portfolio Date: 28/02/2019



Top Holdings

Portfolio Date: 28/02/2019

Company	Portfolio Weighting (%)
Sprint Corporation	7.88%
HCA Inc.	5.38%
T-Mobile USA, Inc.	6.5%
Tenet Healthcare Corporation	4.62%
Community Health Systems Incorporated	6.25%
Calpine Corporation	5.75%
Telefonica Europe B V	—
DISH DBS Corporation	5.88%
NRG Energy, Inc.	6.62%
DAVITA INC	5.12%