

Vanguard USD EmMktsGovBd UCITS ETF



Return Date: 31/03/2019

Fund Description

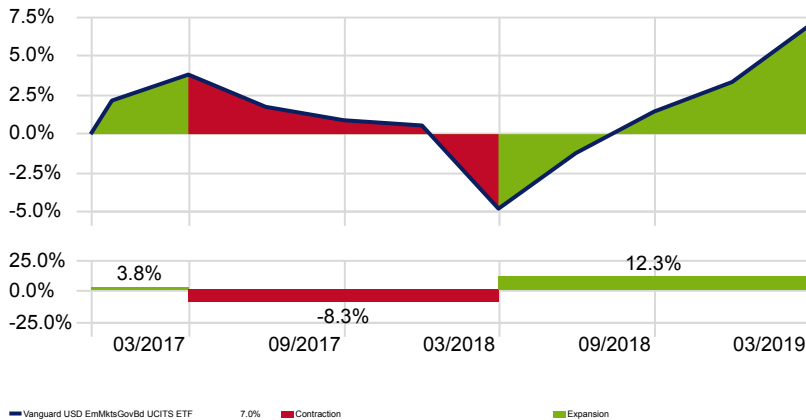
The Vanguard USD Emerging Markets Government Bond ETF is an emerging markets government debt exchange-traded fund which seeks to track the performance of the Bloomberg Barclays Emerging Market US Dollar Sovereign and Quasi-Sovereign Index. The index is designed to represent the performance of US Dollar-denominated publically-traded debt issued by emerging market governments or entities guaranteed or more than 50% owned by them; bond issuances must have maturities greater than one year and be over US\$500 million in size to enter the index. The ETF will look to buy a carefully selected sample of the bonds in the index in order to mimic its risk and return profile while reducing transaction costs. Vanguard is one of the largest money managers globally and has a reputation for offering investors value-for-money, which stems from its mutual ownership structure. The ETF's pricing is highly competitive and it provides investors diverse exposure to emerging market government debt.

Source: AJ Bell Investments

As of 31/03/2019

Investment Growth - Quarterly

Time Period: 07/12/2016 to 31/03/2019



Source: Morningstar Direct

Trailing Returns (% Annualised)

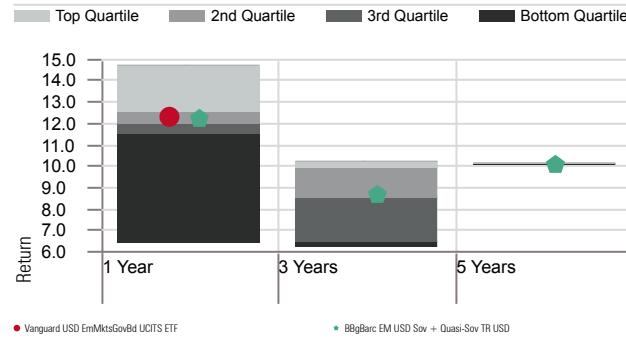
	1 Yr	3 Yrs	5 Yrs	10 Yrs
Vanguard USD EmMktsGovBd UCITS ETF	12.35	—	—	—
BBgBarc EM USD Sov + Quasi-Sov TR USD	12.24	8.72	10.13	9.55

Calendar Year Returns (%)

	2018	2017	2016	2015	2014
Vanguard USD EmMktsGovBd UCITS ETF	2.78	-1.57	—	—	—
BBgBarc EM USD Sov + Quasi-Sov TR USD	3.40	-1.15	30.78	7.78	11.65

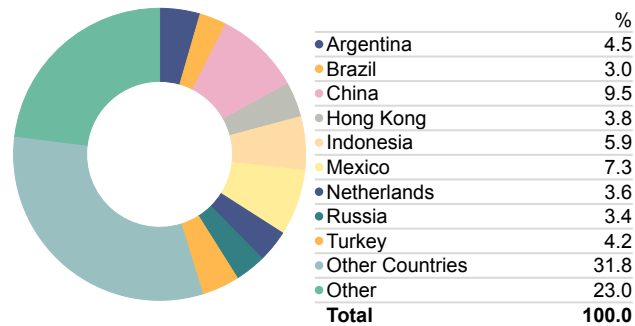
Performance Relative to Peer Group

Peer Group (5-95%): Exchange Traded Funds - Europe/Africa/Asia - Global Emerging Markets Bond Calculation Benchmark: BBgBarc EM USD Sov + Quasi-Sov TR USD



Fixed Income Geographic Split

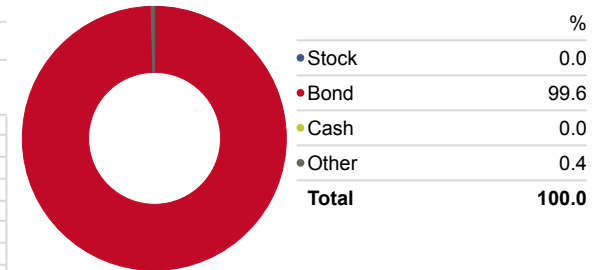
Portfolio Date: 31/03/2019



Snapshot

ISIN	IE00BZ163L38
Domicile	Ireland
Morningstar Category	EAA Fund Global Emerging Markets Bond
Primary Prospectus Benchmark	BBgBarc EM USD Sov + Quasi-Sov TR USD
Morningstar Analyst Rating	—
Morningstar Rating Overall	—
KIID Ongoing Charge	0.25
Inception Date	06/12/2016
# of Holdings	855
Fund Size - £ mill	297.84
Dividend Distribution Frequency	Monthly
12 Mo Yield	—
Replication Method	Physical-Sample

Portfolio Date: 31/03/2019



Top Holdings

Portfolio Date: 31/03/2019

Country	Portfolio Weighting %
Argentina (Republic of)	8.75%
Saudi Arabia (Kingdom of)	2.38%
Saudi Arabia (Kingdom of)	3.62%
State of Qatar	4.82%
Argentina (Republic of)	7.5%
Petroleos Mexicanos	6.5%
Turkey (Republic of)	7.62%
Brazil (Federative Republic)	5%
Saudi Arabia (Kingdom of)	4%
Russian Federation	5.25%

Note: The value of your investments can go down as well as up and you may get back less than you originally invested. We don't offer advice, so it's important you understand the risks, if you're unsure please consult a suitably qualified financial adviser. Past performance is not a guide to future performance and some investments need to be held for the long term.