

HSBC MSCI China ETF (Ticker: HCHS, Sedol: BN72T68)

As of 31/12/2023

Fund Description

The HSBC MSCI China ETF seeks to fully replicate the performance of the MSCI China NR Index. The index captures large and mid cap representation across both on-shore (A shares, B shares) and off-shore (H-Shares) stock markets. The index covers around 85% of the China stock universe. Currently, the index includes Large Cap A and Mid Cap A shares represented at 20% of their free float adjusted market capitalization.

HSBC Holdings is one of the largest banking and financial services organisations in the world. HSBC Global Asset Management, a sub-division of HSBC Holdings consists of global operational and risk functions with regional management that is focused on local clients. It has a presence in 26 locations worldwide, employs over 600 investment professionals and manages over \$600bn in global AUM.

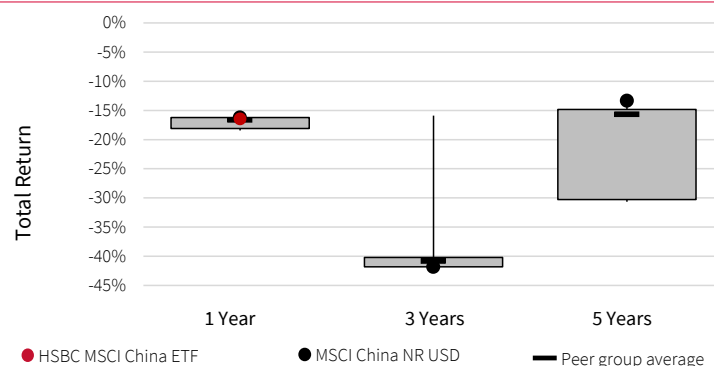
Trailing Returns (% Annualised)

	YTD ¹	1 Year	3 Years	5 Years	10 Years
HSBC MSCI China ETF	-16.4	-16.4			
MSCI China NR USD	-16.2	-16.2	-16.5	-2.8	3.5

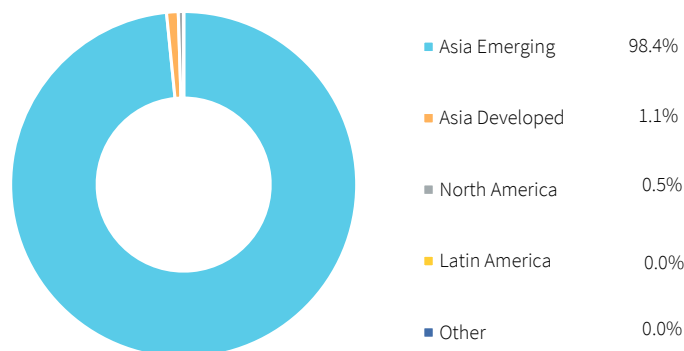
Calendar Returns (%)

	2023	2022	2021	2020	2019
HSBC MSCI China ETF	-16.4				
MSCI China NR USD	-16.2	-12.1	-21.0	25.5	18.7

Performance Relative to Peer Group²



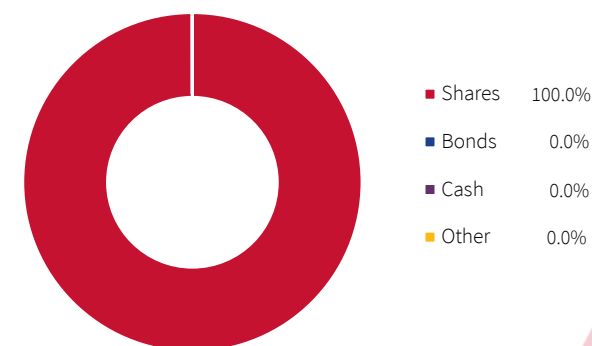
Share Regional Breakdown



Fund Snapshot

ISIN	IE0007P4PBU1
Domicile	Ireland
Benchmark	MSCI China NR USD
Morningstar Star Rating	
Ongoing Charge	0.28%
Number of Holdings	784
Fund Size (£m)	504.94
Dividend Distribution Frequency	
12 Month Yield	-
Replication Method	Physical-Full

Asset Breakdown



Top 10 Holdings

	Weight (%)
Tencent Holdings Ltd	13.7
Alibaba Group Holding Ltd Ordinary Shares	8.1
PDD Holdings Inc ADR	5.1
China Construction Bank Corp Class H	3.2
Meituan Class B	2.6
NetEase Inc Ordinary Shares	2.0
Industrial And Commercial Bank Of China Ltd Class H	1.8
Bank Of China Ltd Class H	1.7
Baidu Inc	1.7
BYD Co Ltd Class H	1.5

Source: AJ Bell Investments Date: 31/12/2023

Historic Performance



This report is designed to provide information only. It is not a personal recommendation and we don't offer advice. If you're unsure, please contact a suitably qualified financial adviser. The value of your investments can go down as well as up and you may get back less than you originally invested. Past performance is not a guide to future performance and some investments need to be held for the long term. Information provided is correct as at report date, or most recently available date.