

Lyxor Core Morningstar UK ETF (Ticker: LCUK, SEDOL: BFX0551)

As of 31/12/2020

Fund Description

The Lyxor Core Morningstar UK UCITS ETF is a sterling-denominated, exchange traded fund, with a focus on UK stocks. This product seeks to replicate the performance of its benchmark index, the Morningstar UK Net Return Index. This index invests in and tracks stocks from the UK large cap and mid-cap segments and covers approximately 97% of the available market capitalisation in the UK. The fund uses full, physical replication to track its index, meaning it buys and holds all of the underlying names in the benchmark index. The fund does not participate in any securities lending on its assets. Lyxor is a wholly owned subsidiary of Société Générale S.A. and is the longest standing and one of the largest ETF providers by assets under management, in Europe. The size of the asset base and their time in the market gives Lyxor a wealth of experience in managing index tracking products and allows them to benefit from economies of scale, which can be passed on to investors in more efficiently priced and managed products. The Lyxor Core Morningstar UCITS ETF is a good example of this, carrying the lowest ongoing charge figures (OCF) for a UK stock market focused ETF, despite being a relative newcomer to the market and gives investors a low cost way to track UK stocks above the small cap segment of the market.

Source: AJ Bell Investments Date: 31/12/2020

Historic Performance



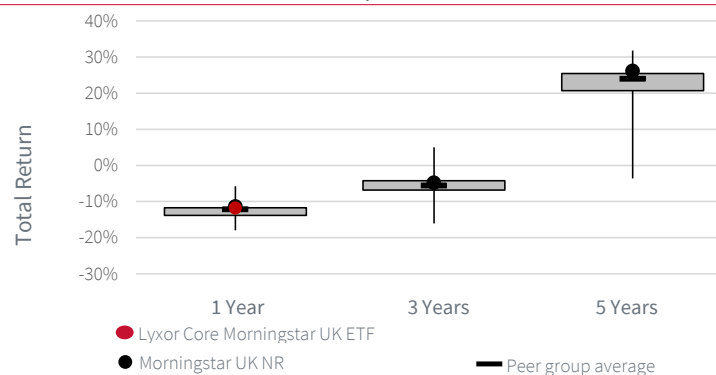
Trailing Returns (% Annualised)

	YTD ¹	1 Year	3 Years	5 Years	10 Years
Lyxor Core Morningstar UK ETF	-11.8	-11.8			
Morningstar UK NR	-11.5	-11.4	-1.6	4.8	5.3

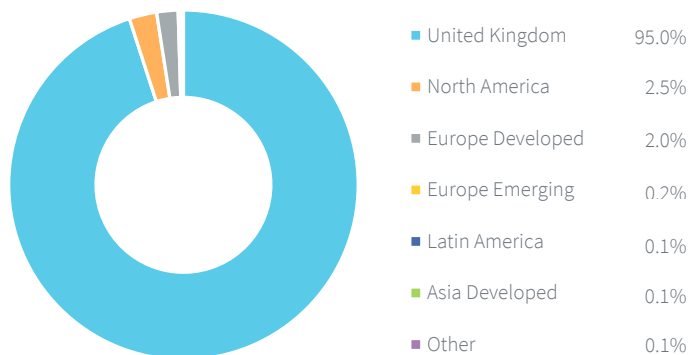
Calendar Returns (%)

	2020	2019	2018	2017	2016
Lyxor Core Morningstar UK ETF	-11.8	18.7			
Morningstar UK NR	-11.5	18.5	-9.3	13.1	17.1

Performance Relative to Peer Group²



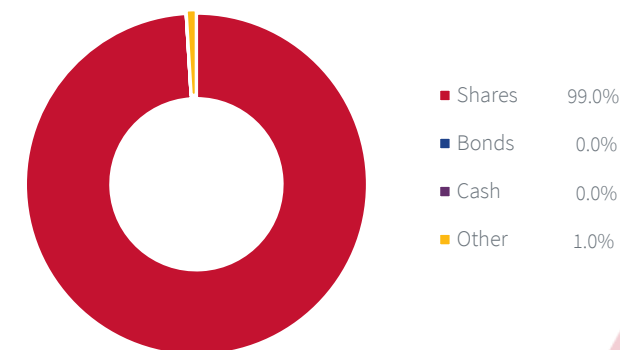
Share Regional Breakdown



Fund Snapshot

ISIN	LU1781541096
Domicile	Luxembourg
Benchmark	Morningstar UK NR GBP
Morningstar Analyst Rating	
Morningstar Star Rating	
Ongoing Charge	0.04%
Number of Holdings	317
Fund Size (£m)	66.14
Dividend Distribution Frequency	Semi-Annually
12 Month Yield	3.00%
Replication Method	Physical-Full

Asset Breakdown



Top 10 Holdings

Company	Weight (%)
Unilever PLC	5.7
AstraZeneca PLC	4.7
HSBC Holdings PLC	3.9
Diageo PLC	3.4
GlaxoSmithKline PLC	3.3
British American Tobacco PLC	3.1
Rio Tinto PLC	2.9
Royal Dutch Shell PLC Class A	2.6
BP PLC	2.5
Reckitt Benckiser Group PLC	2.4

This report is designed to provide information only. It is not a personal recommendation and we don't offer advice. If you're unsure, please contact a suitably qualified financial adviser. The value of your investments can go down as well as up and you may get back less than you originally invested. Past performance is not a guide to future performance and some investments need to be held for the long term. Information provided is correct as at report date, or most recently available date. ¹Year to Date is measured cumulatively. ²Box and whisker plots show the interquartile range and maximum and minimum values in the peer group. AJ Bell peer groups are a relevant subset of the Morningstar Global Categories and IA Sectors. For full details please visit www.youinvest.co.uk.