

TB Evenlode Global Income B GBP Inc



Return Date: 29/02/20

Fund Description

Fund Manager(s): Ben Peters since November 2017
Chris Elliot since November 2017

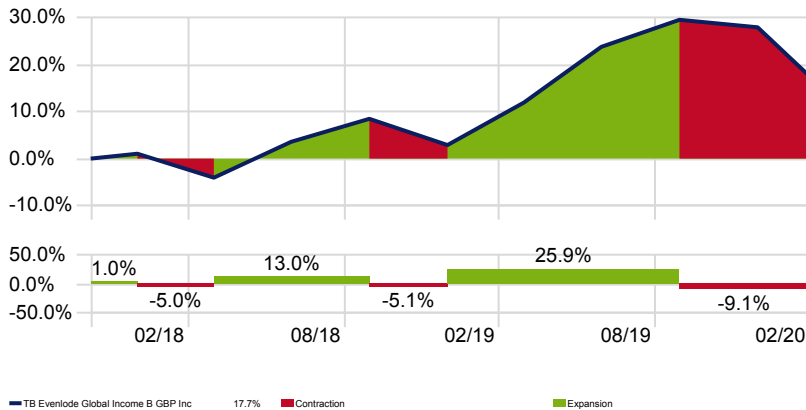
TB Evenlode Global Income is a global equity fund seeking to outperform the MSCI World Index through investing predominately in large-cap names with an emphasis on income. Lead fund manager Ben Peters has managed the fund since its launch in 2017 and has also worked on the Evenlode UK Income fund since 2009 which follows the same investment process. Co-manager Chris Elliot joined Evenlode in 2015 as an investment analyst and became co-manager of the global income fund at launch in 2017. The team are very specific about the type of companies they seek for inclusion in the fund, in that they attempt to identify businesses which have the following characteristics: high profitability, low capital intensity and low leverage. They believe this ultimately leads them to buy quality stocks which benefit from compounding and the ability to pay a growing dividend. The resulting portfolio is typically concentrated in nature at around 30–40 holdings, with a bias towards financially strong companies, while the approach is also broadly low turnover owing to their long term mentality.

Source: AJ Bell Investments

As of 29/02/20

Investment Growth - Quarterly

Time Period: 07/11/17 to 29/02/20



Source: Morningstar Direct

Trailing Returns (% Annualised)

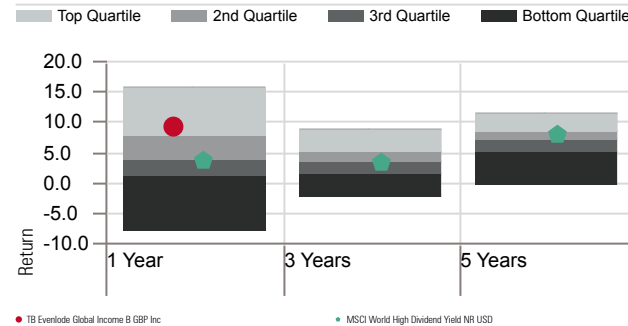
	1 Yr	3 Yrs	5 Yrs	10 Yrs
TB Evenlode Global Income B GBP Inc	9.46	—	—	—
MSCI World High Dividend Yield NR USD	4.03	3.50	8.13	9.34

Calendar Year Returns (%)

	2019	2018	2017	2016	2015
TB Evenlode Global Income B GBP Inc	24.31	1.82	—	—	—
MSCI World High Dividend Yield NR USD	18.40	-1.81	7.91	30.36	2.40

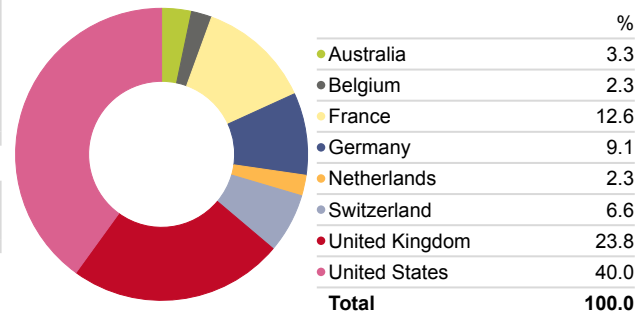
Performance Relative to Peer Group

Peer Group (1-100%): Open End Funds - IA Sector - Global Equity Income Calculation Benchmark: MSCI World High Dividend Yield NR USD



Equity Geographic Split

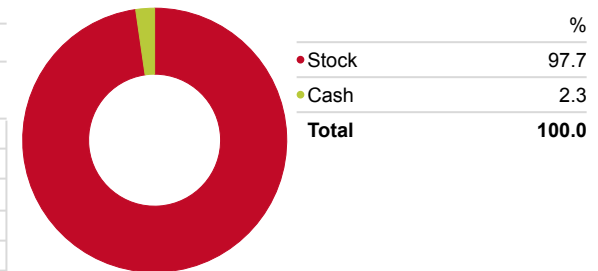
Portfolio Date: 29/02/20



Snapshot

ISIN	GB00BF1QNC48
Domicile	United Kingdom
IA Sector	Global Equity Income
Primary Prospectus Benchmark	MSCI World NR GBP
Morningstar Analyst Rating	—
Morningstar Rating Overall	—
KIID Ongoing Charge	0.85
Inception Date	06/11/17
# of Holdings	38
Fund Size - £ mill	582.92
Dividend Distribution Frequency	Quarterly
12 Mo Yield	2.50

Portfolio Date: 29/02/20



Top Holdings

Portfolio Date: 29/02/20

Company	Portfolio Weighting %
Unilever PLC	5.10
Henkel AG & Co KGaA	5.07
Essilorluxottica	4.55
Intel Corp	4.51
RELX PLC	4.01
Reckitt Benckiser Group PLC	3.84
Sanofi SA	3.80
Medtronic PLC	3.80
eBay Inc	3.60
Quest Diagnostics Inc	3.51

Note: This report, the AJ Bell Favourite funds list and the AJ Bell Ready-made portfolios are designed to help you choose your investments, but are not personal recommendations. We don't offer advice, so it's important you understand the risks, if you're unsure please consult a suitably qualified financial adviser. The value of your investments can go down as well as up and you may get back less than you originally invested. Past performance is not a guide to future performance and some investments need to be held for the long term.