

JOHCM UK Dynamic Y GBP Acc



Return Date: 31/12/2018

Fund Description

Fund Manager: Alex Savvides since June 2008

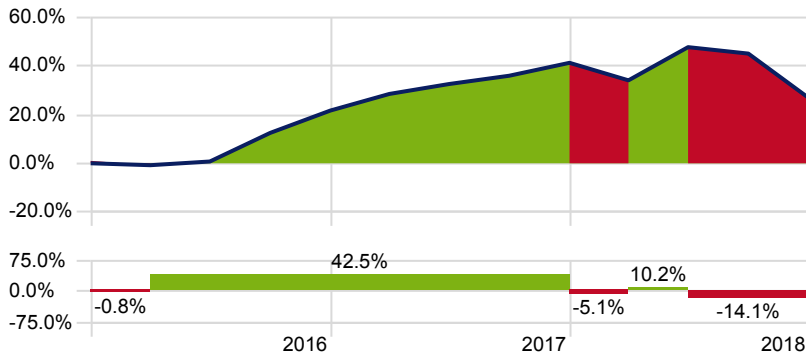
JOHCM UK Dynamic is a UK equity fund seeking to outperform the FTSE All Share Index through adopting a valuation biased investment process driven by bottom-up stock selection. Fund manager Alex Savvides joined in March 2003 as an assistant fund manager supporting Mark Costar on the UK Growth fund. JOHCM backed him to develop this strategy and he has since managed the fund from launch in June 2008. He is supported by Tom Matthews, who has over a decade of investment experience and joined in November 2013. The investment process is centred on discovering names that are undergoing change which has not been appreciated by the wider market. Within the approach, the fund manager likes to build a margin of safety into his analysis using what they term a 'Valueplus strategy', which should in theory help to avoid companies that are fundamentally flawed. The resulting portfolio is likely to be multi cap in nature and comprises 35-50 individual holdings each with an active weight of between 1-4%, although strict absolute limits are also in place with large cap stock position to 6% and 4% for small/mid cap names.

Source: AJ Bell Investments

As of 31/12/2018

Investment Growth - Quarterly

Time Period: 01/01/2016 to 31/12/2018



JOHCM UK Dynamic Y GBP Acc 26.9% Contraction Expansion

Note: The value of your investments can go down as well as up and you may get back less than you originally invested. We don't offer advice, so it's important you understand the risks, if you're unsure please consult a suitably qualified financial adviser. Past performance is not a guide to future performance and some investments need to be held for the long term.

Source: Morningstar Direct

Trailing Returns (% Annualised)

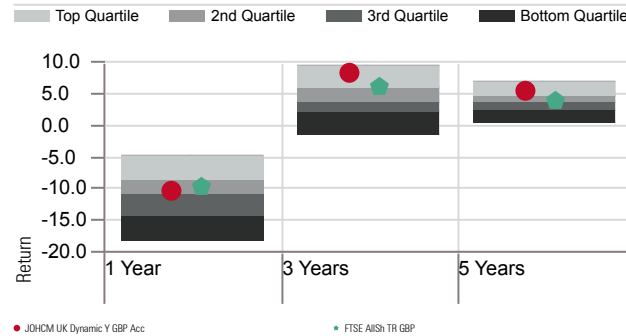
	1 Yr	3 Yrs	5 Yrs	10 Yrs
JOHCM UK Dynamic Y GBP Acc	-10.21	8.27	5.58	—
FTSE AllSh TR GBP	-9.47	6.13	4.08	9.07

Calendar Year Returns (%)

	2018	2017	2016	2015	2014
JOHCM UK Dynamic Y GBP Acc	-10.21	16.15	21.71	0.46	2.89
FTSE AllSh TR GBP	-9.47	13.10	16.75	0.98	1.18

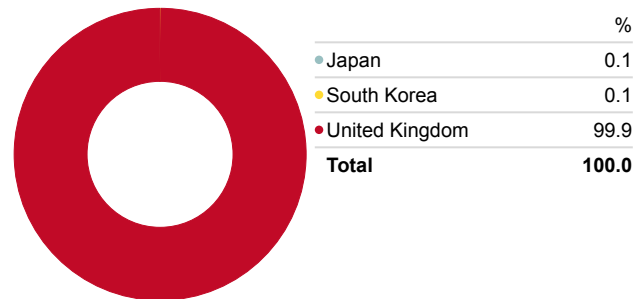
Performance Relative to Peer Group

Peer Group (5-95%): Open End Funds - IA Sector - UK All Companies Calculation Benchmark: FTSE AllSh TR GBP



Equity Geographic Split

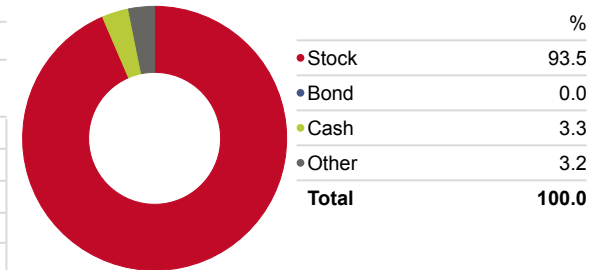
Portfolio Date: 31/12/2018



Snapshot

ISIN	GB00BDZRJ101
Domicile	United Kingdom
IA Sector	UK All Companies
Primary Prospectus Benchmark	FTSE AllSh TR GBP
Morningstar Analyst Rating	Silver
Morningstar Rating Overall	★★★★
KIID Ongoing Charge	0.69
# of Holdings	46
Fund Size - £ mill	1,199.57
Dividend Distribution Frequency	Annually
12 Mo Yield	3.96

Portfolio Date: 31/12/2018



Top Holdings

Portfolio Date: 31/12/2018

Company	Portfolio Weighting %
Royal Dutch Shell PLC B	5.89
BP PLC	5.80
GlaxoSmithKline PLC	4.91
HSBC Holdings PLC	4.21
Restaurant Group (The) PLC	4.08
Anglo American PLC	3.96
3i Ord	3.95
Lloyds Banking Group PLC	3.81
QinetiQ Group PLC	3.68
Vodafone Group PLC	3.56