

Schroder Global Equity Income L GBP Inc (SEDOL: BDD2CM9)

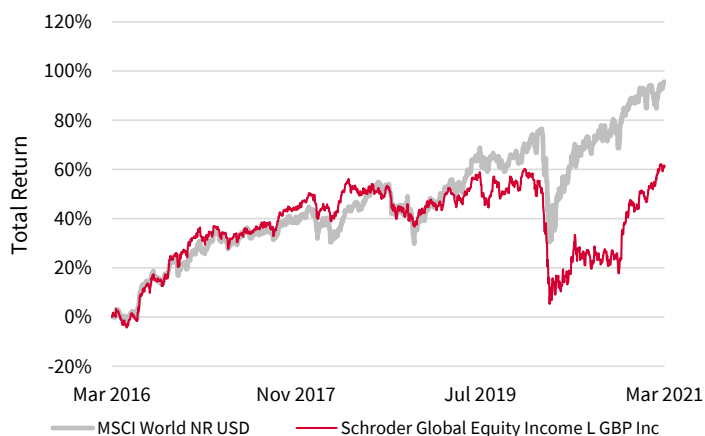
Fund Description

Fund Manager(s): Nick Kirrage since April 2018
 Simon Adler since April 2018
 Liam Nunn since February 2020

Schroder Global Equity Income is a global equity fund that looks to provide income and capital growth in excess of the MSCI World Index over a three to five year period. The fund looks to identify companies that are fundamentally strong but are out of favour and the managers are prepared to take a long term approach and wait for the company to recover and come back into favour. The fund is managed by Nick Kirrage, Simon Adler and Liam Nunn, with Kirrage also being co-head of the global value team at Schroders. The investment process looks to use quantitative screens to identify companies that have a solid underlying financial position and then qualitative research is completed to understand why they are unloved and whether there is potential for recovery. This approach leads the team to be naturally contrarian with a long term investment horizon, as patience is required when waiting for the wider market to recognise the recovery potential. Given the income nature of the fund, the managers look for companies that have strong balance sheets as this gives confidence that they should be able to pay dividends over the long term. The resulting portfolio is benchmark agnostic and high conviction, typically comprising 30-50 individual stocks positions.

Source: AJ Bell Investments Date: 31/03/2021

Historic Performance



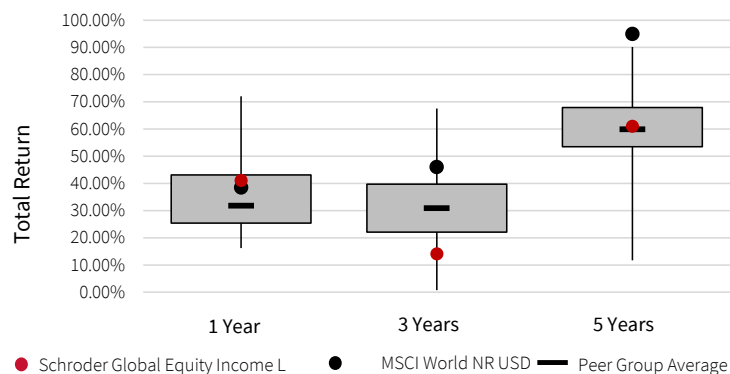
Trailing Returns (% Annualised)

	YTD ¹	1 Year	3 Years	5 Years	10 Years
Schroder Global Equity Income L C	11.9	41.1	4.5	10.0	-
MSCI World NR USD	4.0	38.5	13.4	14.3	11.5

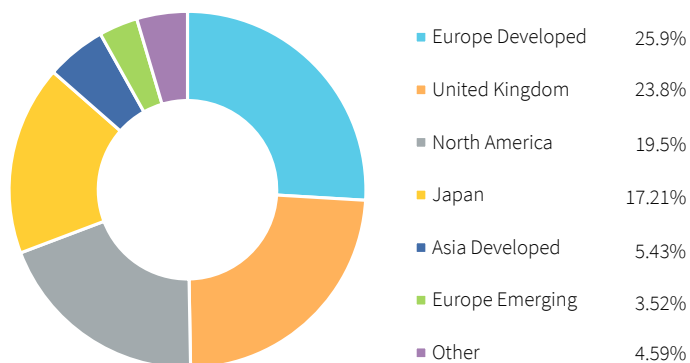
Calendar Returns (%)

	2020	2019	2018	2017	2016
Schroder Global Equity Income L C	-8.5	13.5	-5.7	11.2	35.7
MSCI World NR USD	12.3	22.7	-3.0	11.8	28.2

Performance Relative to Peer Group²



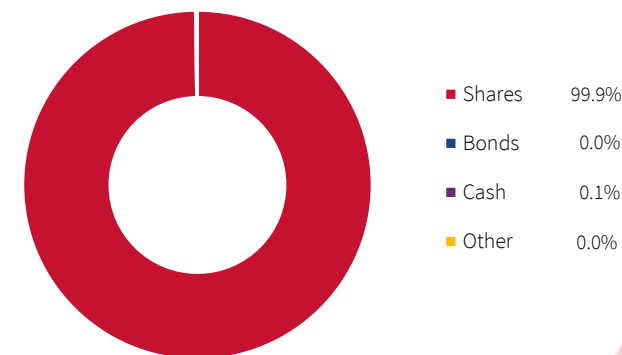
Share Regional Breakdown



Fund Snapshot

ISIN	GB00BDD2CM95
Domicile	United Kingdom
Benchmark	MSCI World NR GBP
Morningstar Analyst Rating	-
Morningstar Star Rating	★★
Ongoing Charge	0.87
Number of Holdings	75
Fund Size (£m)	261.24
Dividend Distribution Frequency	Semi-Annually
12 Month Yield	2.42%
Morningstar Category	EAA Fund Global Equity Income

Asset Breakdown



Top 10 Holdings

Company	Weight (%)
Standard Chartered Plc	3.0
Natwest Group Plc	3.0
Eni Spa	2.4
Centrica Plc	2.4
Anglo American Plc	2.4
South32 Ltd	2.3
Morrison (Wm) Supermarkets Plc	2.3
Imperial Brands Plc	2.2
Hp Inc	2.2
Continental Ag	2.1

! This report is designed to provide information only. It is not a personal recommendation and we don't offer advice. If you're unsure, please contact a suitably qualified financial adviser. The value of your investments can go down as well as up and you may get back less than you originally invested. Past performance is not a guide to future performance and some investments need to be held for the long term. Information provided is correct as at report date, or most recently available data.