

Trojan Global Income O Income (SEDOL: BD82KQ4)

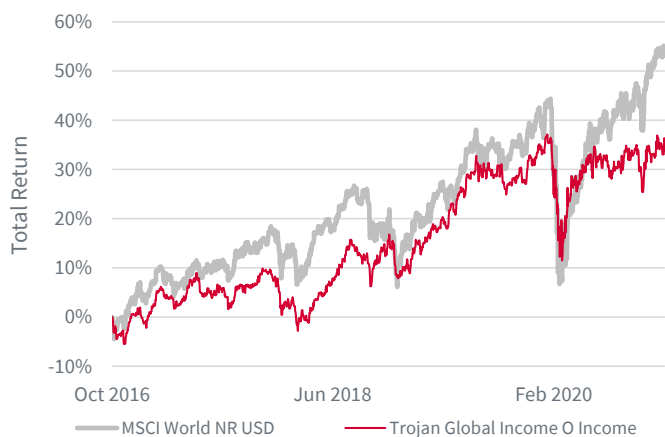
Fund Description

Fund Managers: James Harries since November 2016

Trojan Global Income is a global equity income fund which seeks to outperform the MSCI World Index through a strong focus on capital preservation and long-term low turnover approach. Lead manager James Harries joined Troy to launch this fund in 2016 and has managed global equity mandates since 2002, with the majority of his previous experience being at Newton, now known as BNY Mellon. He is supported by assistant fund manager Tomasz Boniek, who joined the firm in 2017. Troy has a clearly defined investment philosophy running through the firm and key to this is delivering strong risk-adjusted returns through income growth and capital preservation. The team focus on quality through seeking out stocks displaying high returns on invested capital with durable competitive advantages. The resulting portfolio will be large cap oriented and comprise 30-50 stock positions. Furthermore, individual positions sizes will not be added further to through share purchases, once they reach a limit of 6% for large-cap companies and 3% for mid-cap companies.

Source: AJ Bell Investments Date: 31/12/2020

Historic Performance



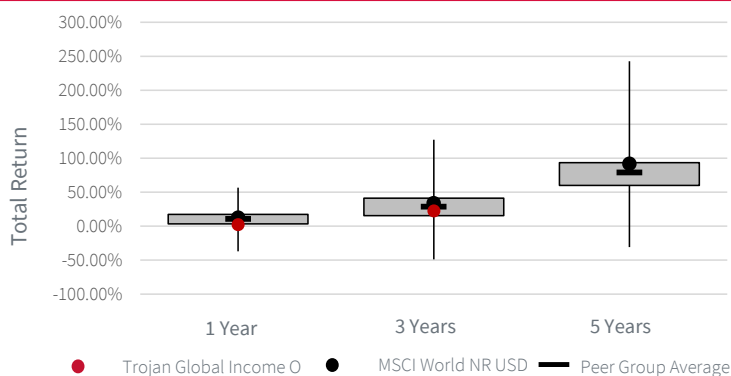
Trailing Returns (% Annualised)

	YTD ¹	1 Year	3 Years	5 Years	10 Years
Trojan Global Income O Income	2.3	2.3	7.0	-	-
MSCI World NR USD	12.3	12.3	10.2	13.9	11.4

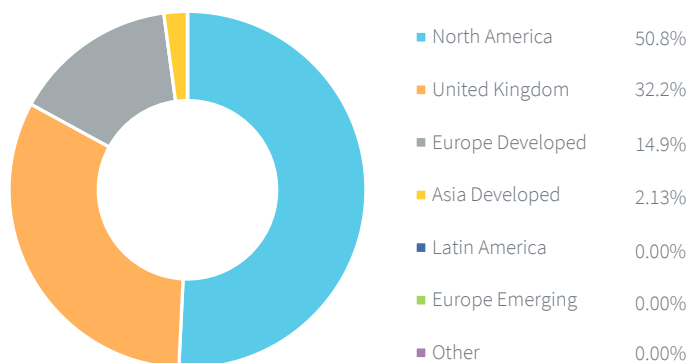
Calendar Returns (%)

	2020	2019	2018	2017	2016
Trojan Global Income O Income	2.3	21.0	-1.0	8.7	-
MSCI World NR USD	12.3	22.7	-3.0	11.8	28.2

Performance Relative to Peer Group²



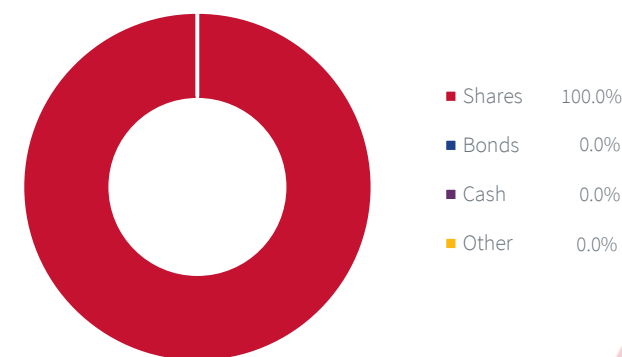
Share Regional Breakdown



Fund Snapshot

ISIN	GB00BD82KQ40
Domicile	United Kingdom
Benchmark	MSCI World NR GBP
Morningstar Analyst Rating	Silver
Morningstar Star Rating	★★★★
Ongoing Charge	0.91
Number of Holdings	33
Fund Size (£m)	450.59
Dividend Distribution Frequency	Quarterly
12 Month Yield	3.04%
Morningstar Category	EAA Fund Global Equity Income

Asset Breakdown



Top 10 Holdings

Company	Weight (%)
British American Tobacco PLC	6.0
Unilever PLC	5.8
Reckitt Benckiser Group PLC	4.7
Roche Holding AG Dividend Right Cert.	4.6
Paychex Inc	4.6
Philip Morris International Inc	4.6
PepsiCo Inc	4.5
Novartis AG	4.4
Medtronic PLC	4.1
Automatic Data Processing Inc	3.8

This report is designed to provide information only. It is not a personal recommendation and we don't offer advice. If you're unsure, please contact a suitably qualified financial adviser. The value of your investments can go down as well as up and you may get back less than you originally invested. Past performance is not a guide to future performance and some investments need to be held for the long term. Information provided is correct as at report date, or most recently available data.