

# Lyxor FTSE Actr UK Gilts0-5Y(DR)ETF D GBP



Return Date: 31/12/2018

## Fund Description

The Lyxor FTSE Actuaries UK Gilts 0-5Y ETF is a UK government debt exchange-traded fund which aims to fully replicate the performance of the FTSE Actuaries UK Conventional Gilts Up To 5 Years Index. The index is representative of UK government bonds, known as Gilts, with remaining maturities of less than 5 years. The ETF itself will look to buy all of the securities of the index at the assigned weights. Lyxor Asset Management, a subsidiary of the Societe Generale Group, was founded in 1998 and has developed into one of Europe's key players in the ETF and indexing market. It provides investors with a diverse array of ETF solutions across different asset classes and has developed its own ETF Quality Charter to ensure its products are of the highest calibre. This ETF is very low cost and as a result is able to track the index very tightly. It provides investors broad passive exposure to short-duration UK government bonds.

## Trailing Returns (% Annualised)

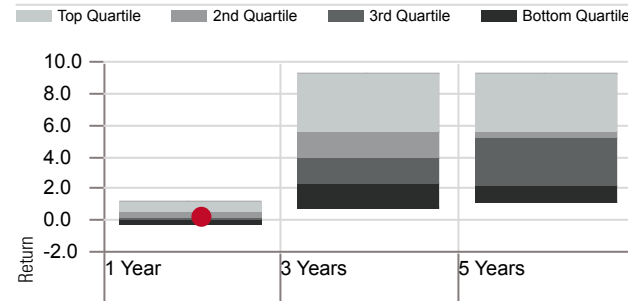
	1 Yr	3 Yrs	5 Yrs	10 Yrs
Lyxor FTSE Actr UK Gilts0-5Y(DR)ETF D GBP	0.23	—	—	—
FTSE Act UK Cnvt Gilts Up to 5 Yr TR GBP	0.34	0.88	1.30	1.78

## Calendar Year Returns (%)

	2018	2017	2016	2015	2014
Lyxor FTSE Actr UK Gilts0-5Y(DR)ETF D GBP	0.23	-0.33	—	—	—
FTSE Act UK Cnvt Gilts Up to 5 Yr TR GBP	0.34	-0.25	2.58	0.97	2.90

## Performance Relative to Peer Group

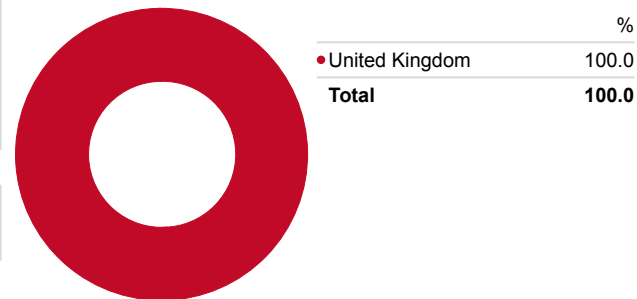
Peer Group (5-95%): Exchange Traded Funds - Europe/Africa/Asia - GBP Government Bond Calculation Benchmark: None



● Lyxor FTSE Actr UK Gilts0-5Y(DR)ETF D GBP

## Fixed Income Geographic Split

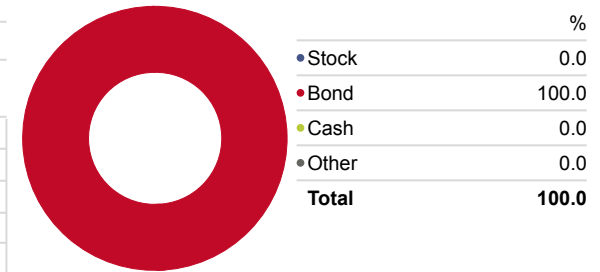
Portfolio Date: 30/11/2018



## Snapshot

ISIN	LU1439943090
Domicile	Luxembourg
Morningstar Category	EAA Fund GBP Government Bond
Primary Prospectus Benchmark	FTSE Actu UK Conv Gilts UpTo5 Yrs NR GBP
Morningstar Analyst Rating	—
Morningstar Rating Overall	—
KIID Ongoing Charge	0.07
# of Holdings	14
Fund Size - £ mill	144.78
Dividend Distribution Frequency	Annually
12 Mo Yield	2.92
Replication Method	Physical-Full

Portfolio Date: 30/11/2018



## Top Holdings

Portfolio Date: 30/11/2018

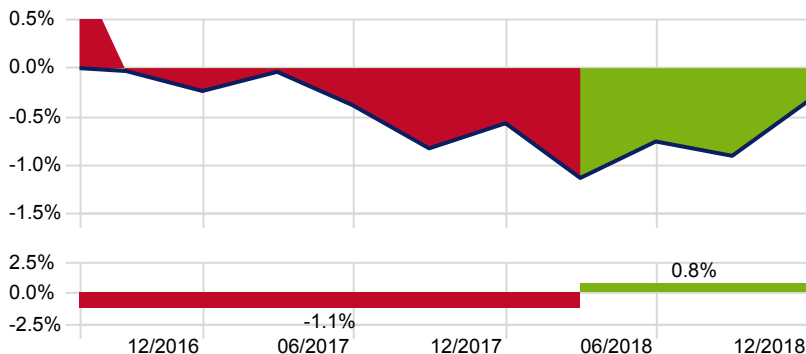
Top Holdings	Portfolio Weighting %
United Kingdom of Great Britain and Northern Ireland	9.39
United Kingdom of Great Britain and Northern Ireland 4.5%	8.16
United Kingdom of Great Britain and Northern Ireland 1.75%	8.13
United Kingdom of Great Britain and Northern Ireland 4.75%	7.86
United Kingdom of Great Britain and Northern Ireland 1.5%	7.37
United Kingdom of Great Britain and Northern Ireland	7.35
United Kingdom of Great Britain and Northern Ireland 3.75%	6.88
United Kingdom of Great Britain and Northern Ireland 1.75%	6.70
United Kingdom of Great Britain and Northern Ireland	6.53
United Kingdom of Great Britain and Northern Ireland 2.25%	6.52

Source: AJ Bell Investments

As of 31/12/2018

## Investment Growth - Quarterly

Time Period: 06/08/2016 to 31/12/2018



■ Lyxor FTSE Actr UK Gilts0-5Y(DR)ETF D GBP -0.3% Contraction ■ Expansion

Note: The value of your investments can go down as well as up and you may get back less than you originally invested. We don't offer advice, so it's important you understand the risks, if you're unsure please consult a suitably qualified financial adviser. Past performance is not a guide to future performance and some investments need to be held for the long term.

Source: Morningstar Direct