

BlackRock European Dynamic FD Acc



Return Date: 31/12/2018

Fund Description

Fund Manager: Alister Hibbert since March 2008

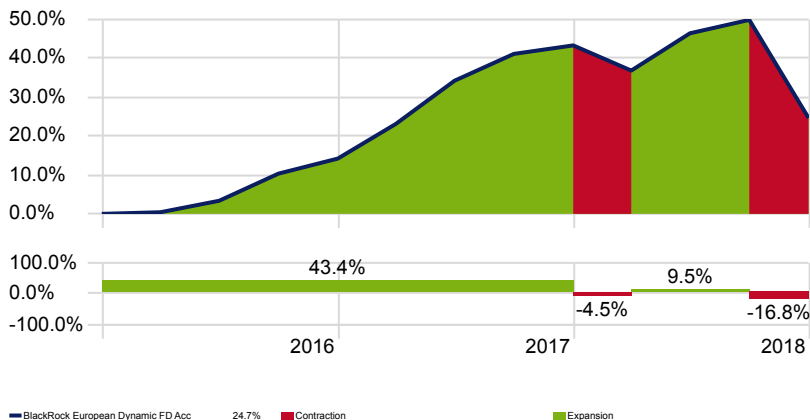
BlackRock European Dynamic is a European equity (ex UK) fund which seeks to outperform the FTSE World Europe ex UK Index predominantly through a bottom up research process without reference to the benchmark. Fund manager, Alister Hibbert became manager in 2008 having previously managed European equities at SWIP and has built a career of over 20 years in this area. He is supported by an extensive team of analysts and portfolio managers who carry out detailed analysis of companies to identify their revenue profile, financial health and risk amongst other metrics. Using the ideas generated by the wider team, the manager looks to construct a portfolio of best investment ideas that have the most upside potential and the resulting portfolio typically comprises of between 35-65 positions. These positions are sized based on the growth potential, conviction and chances of the anticipated returns materialising and are made without reference to the benchmark, resulting in a flexible strategy that is agnostic to country, style, sector or size constraints. It is worth noting that given that the portfolio can be very different to the benchmark, performance can be volatile.

Source: AJ Bell Investments

As of 31/12/2018

Investment Growth - Quarterly

Time Period: 01/01/2016 to 31/12/2018



Trailing Returns (% Annualised)

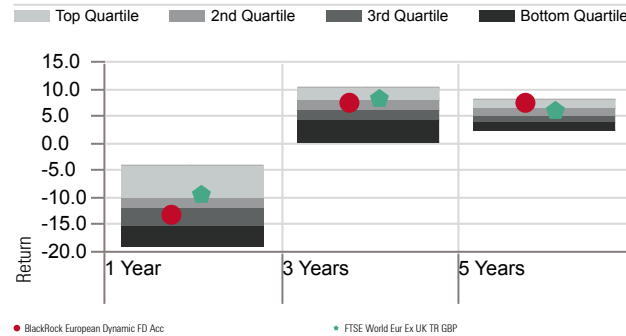
	1 Yr	3 Yrs	5 Yrs	10 Yrs
BlackRock European Dynamic FD Acc	-13.04	7.62	7.58	—
FTSE World Eur Ex UK TR GBP	-9.45	8.40	6.09	7.94

Calendar Year Returns (%)

	2018	2017	2016	2015	2014
BlackRock European Dynamic FD Acc	-13.04	25.50	14.23	16.05	-0.39
FTSE World Eur Ex UK TR GBP	-9.45	17.53	19.69	5.35	0.16

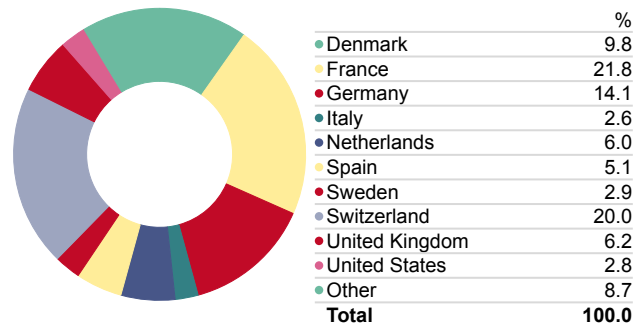
Performance Relative to Peer Group

Peer Group (5-95%): Open End Funds - IA Sector - Europe Excluding UK Calculation Benchmark: FTSE World Eur Ex UK TR GBP



Equity Geographic Split

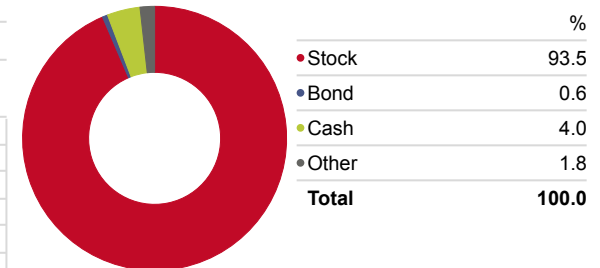
Portfolio Date: 30/11/2018



Snapshot

ISIN	GB00BCZRN30
Domicile	United Kingdom
IA Sector	Europe Excluding UK
Primary Prospectus Benchmark	FTSE World Eur Ex UK TR GBP
Morningstar Analyst Rating	★ ★ ★ ★
Morningstar Rating Overall	★ ★ ★ ★
KIID Ongoing Charge	0.92
# of Holdings	54
Fund Size - £ mill	2,632.28
Dividend Distribution Frequency	Annually
12 Mo Yield	1.32

Portfolio Date: 30/11/2018



Top Holdings

Portfolio Date: 30/09/2018

Company	Portfolio Weighting %
SAP SE	4.86
Safran SA	4.79
Lonza Group Ltd	4.61
Sika AG Registered Shares	4.08
Airbus SE	3.54
Novo Nordisk A/S B	3.09
Ferrari NV	3.05
DSV A/S	2.75
Eiffage SA	2.66
BlackRock ICS Sterling Liq Agency Inc	2.64

Note: The value of your investments can go down as well as up and you may get back less than you originally invested. We don't offer advice, so it's important you understand the risks, if you're unsure please consult a suitably qualified financial adviser. Past performance is not a guide to future performance and some investments need to be held for the long term.

Source: Morningstar Direct