

Vanguard FTSE Japan ETF

Return Date: 31/12/2018

Fund Description

The Vanguard FTSE Japan ETF is a Japanese equity exchange-traded fund which aims to hold all of the approximately 500 constituents of the FTSE Japan index. The index, weighted by market-cap, has a bias towards mega and large-cap stocks but does contain some exposure to mid & small-cap stocks unlike the more concentrated MSCI Japan Index. The ETF itself will look to buy all of the securities of the index at the assigned weights. Vanguard is one of the largest money managers globally and has a reputation for offering investors value-for-money, which stems from its mutual ownership structure. This fund tracks the index tightly, and offers a low-cost solution to gain broad exposure to the Japanese market.

Trailing Returns (% Annualised)

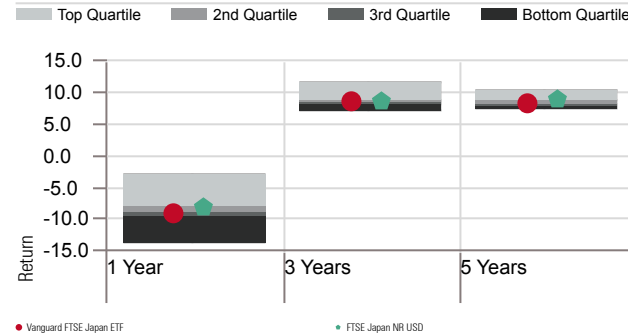
	1 Yr	3 Yrs	5 Yrs	10 Yrs
Vanguard FTSE Japan ETF	-8.92	8.83	8.54	—
FTSE Japan NR USD	-7.89	8.71	9.06	6.80

Calendar Year Returns (%)

	2018	2017	2016	2015	2014
Vanguard FTSE Japan ETF	-8.92	14.18	23.97	15.54	1.16
FTSE Japan NR USD	-7.89	14.08	22.27	17.24	2.41

Performance Relative to Peer Group

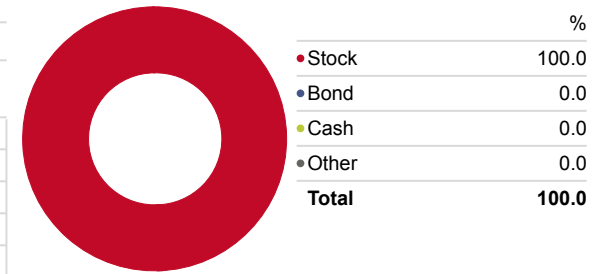
Peer Group (5-95%): Exchange Traded Funds - Europe/Africa/Asia - Japan Large-Cap Equity Calculation Benchmark: FTSE Japan NR USD



Snapshot

ISIN	IE00B95PGT31
Domicile	Ireland
Morningstar Category	EAA Fund Japan Large-Cap Equity
Primary Prospectus Benchmark	FTSE Japan NR USD
Morningstar Analyst Rating	—
Morningstar Rating Overall	—
KIID Ongoing Charge	0.19
# of Holdings	520
Fund Size - £ mill	1,494.04
Dividend Distribution Frequency	Quarterly
12 Mo Yield	—
Replication Method	Physical-Full

Portfolio Date: 31/12/2018

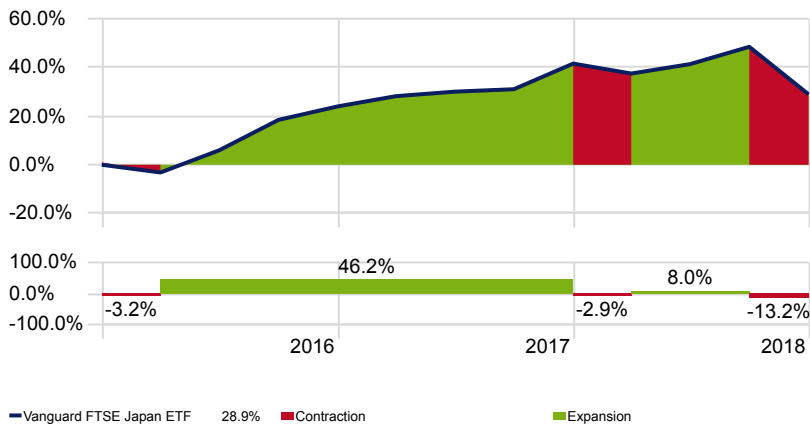


Source: AJ Bell Investments

As of 31/12/2018

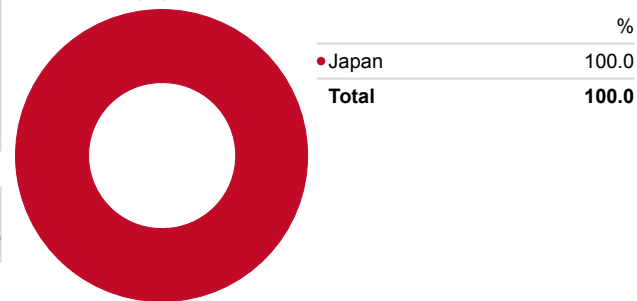
Investment Growth - Quarterly

Time Period: 01/01/2016 to 31/12/2018



Equity Geographic Split

Portfolio Date: 31/12/2018



Top Holdings

Portfolio Date: 31/12/2018

Company	Portfolio Weighting %
Toyota Motor Corp	4.31
Mitsubishi UFJ Financial Group Inc	1.81
Sony Corp	1.79
SoftBank Group Corp	1.66
Takeda Pharmaceutical Co Ltd	1.49
Honda Motor Co Ltd	1.34
Keyence Corp	1.33
Sumitomo Mitsui Financial Group Inc	1.28
KDDI Corp	1.24
Mizuho Financial Group Inc	1.15

Note: The value of your investments can go down as well as up and you may get back less than you originally invested. We don't offer advice, so it's important you understand the risks, if you're unsure please consult a suitably qualified financial adviser. Past performance is not a guide to future performance and some investments need to be held for the long term.

Source: Morningstar Direct