

iShares Overseas Govt Bd Idx (UK) D Acc



Return Date: 31/12/2018

Fund Description

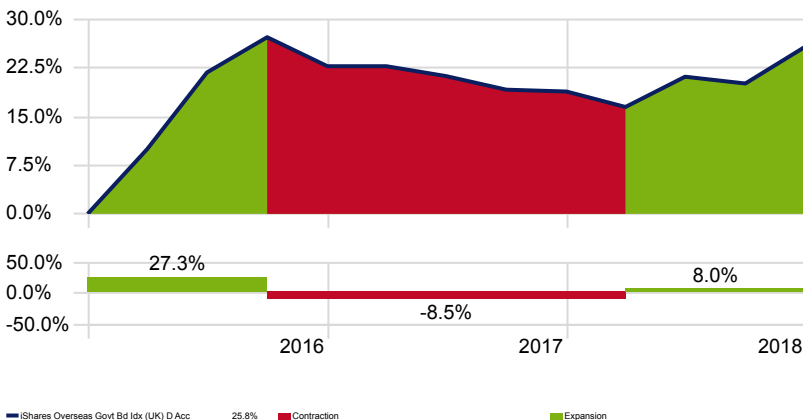
The iShares Overseas Government Bond Index fund is a foreign sovereign debt tracker fund which aims to replicate the performance of the JP Morgan Global Government Bond Ex UK Index. The index is sterling-denominated and comprises conventional government bonds issued by the largest developed economies excluding the UK. It typically has 800-1000 components with significant exposure to US, Eurozone and Japanese sovereign debt; government bonds from Sweden, Canada & Australia are also included. The fund itself does not look to hold all of the bond issuances in the index; it carefully selects a sample of the bonds in order to mimic the index's risk profile while avoiding illiquidity issues. The fund will typically keep the deviation away from the index within an error band of 1% weight in relation to credit rating, bond maturities and sovereign issuer. iShares, a subsidiary of BlackRock, became the brand name for the company on all index-tracking products in 2017. The firm is a market-leading provider in this space and with trillions of assets under management is able to generate vast economies of scale which it can pass onto investors in the form of low costs. This fund is a low cost option for gaining exposure to the government bonds of overseas countries.

Source: AJ Bell Investments

As of 31/12/2018

Investment Growth - Quarterly

Time Period: 01/01/2016 to 31/12/2018



Note: The value of your investments can go down as well as up and you may get back less than you originally invested. We don't offer advice, so it's important you understand the risks, if you're unsure please consult a suitably qualified financial adviser. Past performance is not a guide to future performance and some investments need to be held for the long term.

Source: Morningstar Direct

Trailing Returns (% Annualised)

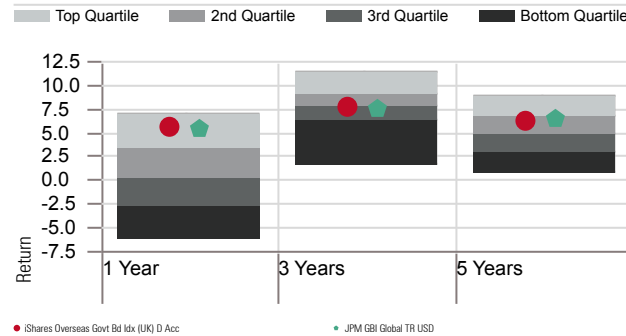
	1 Yr	3 Yrs	5 Yrs	10 Yrs
iShares Overseas Govt Bd Idx (UK) D Acc	5.85	7.96	6.47	—
JPM GBI Global TR USD	5.51	7.65	6.56	—

Calendar Year Returns (%)

	2018	2017	2016	2015	2014
iShares Overseas Govt Bd Idx (UK) D Acc	5.85	-3.18	22.80	2.11	6.48
JPM GBI Global TR USD	5.51	-2.42	21.15	3.03	6.93

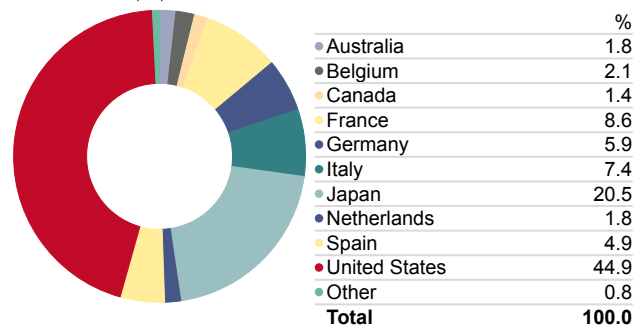
Performance Relative to Peer Group

Peer Group (5-95%): Open End Funds - IA Sector - Global Bonds Calculation Benchmark: JPM GBI Global TR USD



Fixed Income Geographic Split

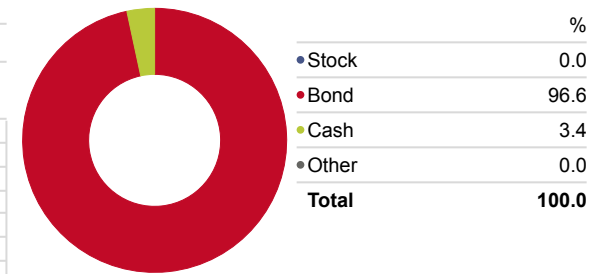
Portfolio Date: 30/11/2018



Snapshot

ISIN	GB00B849C803
Domicile	United Kingdom
IA Sector	Global Bonds
Primary Prospectus Benchmark	JPM GBI Global TR USD
Morningstar Analyst Rating	Neutral
Morningstar Rating Overall	★★★★
KIID Ongoing Charge	0.16
# of Holdings	761
Fund Size - £ mill	1,401.24
Dividend Distribution Frequency	Semi-Annually
12 Mo Yield	1.10

Portfolio Date: 30/11/2018



Top Holdings

Portfolio Date: 30/09/2018

Security	Portfolio Weighting %
United States Treasury Notes 2.38%	1.01
United States Treasury Notes 1.5%	1.00
United States Treasury Notes 1.88%	0.78
United States Treasury Notes 2.38%	0.71
United States Treasury Notes 2.25%	0.62
United States Treasury Notes 2.12%	0.60
Japan (Government Of) 1.2%	0.57
United States Treasury Notes 1.75%	0.53
United States Treasury Notes 2.62%	0.49
Germany (Federal Republic Of) 1.75%	0.49