

# iShares Global HY Corp Bd ETF USD Dist

## Fund Description

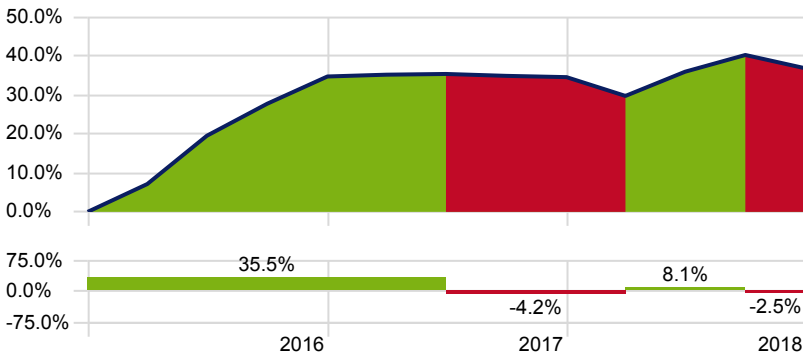
The iShares Global High Yield Corporate Bond ETF is a global high yield corporate debt exchange-traded fund which aims to closely track the performance of the Markit iBoxx Global Developed Markets Liquid High Yield Capped Index. The index is designed to provide a balanced representation of the most liquid developed market high yield bonds; each issuer will comprise no more than 3% of the index for sufficient diversification. For new bonds to be included in the index, they must have a maximum time to maturity of 15 years and a minimum of 18 months. The ETF itself does not look to hold all of the bond issuances in the index; it carefully selects a sample of the bonds in order to mimic the index's risk profile while avoiding illiquidity issues. iShares, a subsidiary of BlackRock, became the brand name for the company on all index-tracking products in 2017. The firm is a market-leading provider in this space and with trillions of assets under management is able to generate vast economies of scale which it can pass onto investors in the form of low costs. The ETF is a low cost option for gaining exposure to a wide range of high yield bonds.

Source: AJ Bell Investments

As of 31/12/2018

## Investment Growth - Quarterly

Time Period: 01/01/2016 to 31/12/2018



iShares Global HY Corp Bd ETF USD Dist 36.9% Contraction Expansion

Note: The value of your investments can go down as well as up and you may get back less than you originally invested. We don't offer advice, so it's important you understand the risks, if you're unsure please consult a suitably qualified financial adviser. Past performance is not a guide to future performance and some investments need to be held for the long term.

Source: Morningstar Direct

## Trailing Returns (% Annualised)

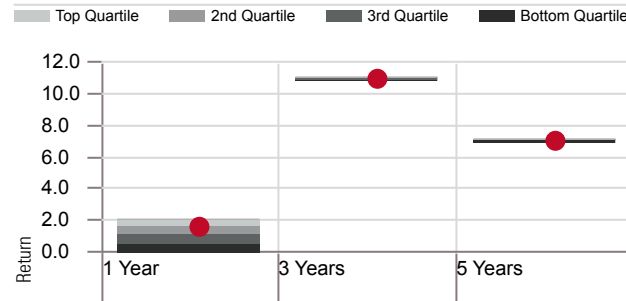
	1 Yr	3 Yrs	5 Yrs	10 Yrs
iShares Global HY Corp Bd ETF USD Dist	1.68	11.04	7.05	—
ICE BofAML Gbl HY Constnd TR USD	2.67	12.25	8.76	12.41

## Calendar Year Returns (%)

	2018	2017	2016	2015	2014
iShares Global HY Corp Bd ETF USD Dist	1.68	-0.12	34.84	-1.75	4.51
ICE BofAML Gbl HY Constnd TR USD	2.67	0.64	36.90	1.38	6.12

## Performance Relative to Peer Group

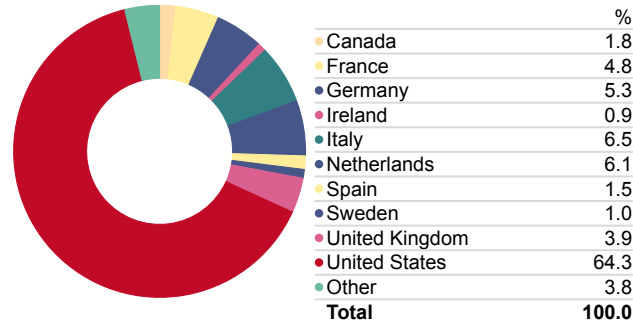
Peer Group (5-95%): Exchange Traded Funds - Europe/Africa/Asia - Global High Yield Bond Calculation Benchmark: None



iShares Global HY Corp Bd ETF USD Dist

## Fixed Income Geographic Split

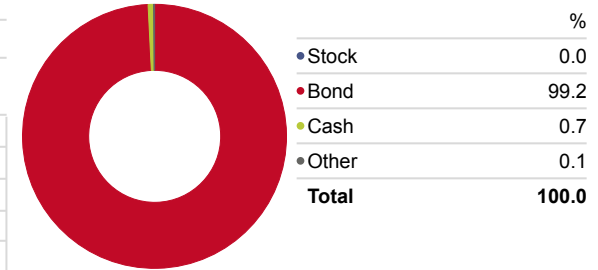
Portfolio Date: 31/12/2018



## Snapshot

ISIN	IE00B74DQ490
Domicile	Ireland
Morningstar Category	EAA Fund Global High Yield Bond
Primary Prospectus Benchmark	Markit iBoxx Gbl DM Liq HY Capped TR USD
Morningstar Analyst Rating	—
Morningstar Rating Overall	—
KIID Ongoing Charge	0.50
# of Holdings	1,414
Fund Size - £ mill	577.92
Dividend Distribution Frequency	Semi-Annually
12 Mo Yield	—
Replication Method	Physical-Sample

Portfolio Date: 31/12/2018



## Top Holdings

Portfolio Date: 31/12/2018

Company	Portfolio Weighting %
Sprint Corporation	7.88%
BlackRock ICS USD Liquidity Agency Inc	0.48
Tenet Healthcare Corporation	8.13%
Community Health Systems Incorporated	6.25%
Reynolds Group Issuer LLC	5.75%
Teva Pharmaceutical Finance Netherlands III B.V.	2.2%
HCA Inc	6.5%
Teva Pharmaceutical Finance Netherlands III B.V.	3.15%
Teva Pharmaceutical Finance Netherlands III B.V.	2.8%
HCA Inc	5.38%