

# Threadneedle UK Eq Inc Z Inc GBP



Return Date: 31/12/2018

## Fund Description

Fund Manager: Richard Cowell since September 2010

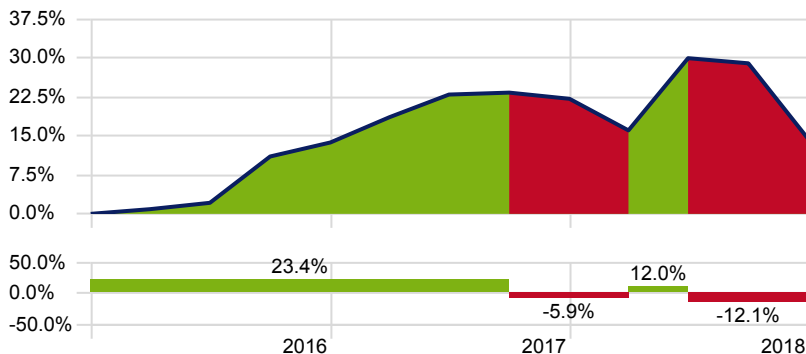
Threadneedle UK Equity Income is a UK equity fund which seeks to outperform the FTSE All Share Index through investing in companies that display both income and growth characteristics. Fund manager Richard Cowell joined Threadneedle in 2006 and initially co-managed the fund alongside, now retired team head, Leigh Harrison and was promoted in 2016 to head up the UK equities team. He has dedicated support in the form of fund manager Jonathan Barber and strongly resourced team of hugely experienced fund managers. The investment approach adopted here is total-return in nature and the investment process is centred on bottom-up stock analysis. Within the research process, the team seek lowly valued stocks through screening on a number of metrics in order to flush out ideas that appear attractive to them and are worthy candidates of further research. With this in mind, meeting company management is an important feature of the process. Within the manager's valuation approach, he broadly invests in two types of stocks; contrarian type ideas and cash flow compounders. The fund's income approach does not constrain the manager to yielding only names. The resulting portfolio will be a well-balanced yet high-conviction portfolio with a bias towards large-cap companies, and typically comprises 40 to 60 stock positions.

Source: AJ Bell Investments

As of 31/12/2018

## Investment Growth - Quarterly

Time Period: 01/01/2016 to 31/12/2018



Threadneedle UK Eq Inc Z Inc GBP 14.4% Contraction Expansion

Note: The value of your investments can go down as well as up and you may get back less than you originally invested. We don't offer advice, so it's important you understand the risks, if you're unsure please consult a suitably qualified financial adviser. Past performance is not a guide to future performance and some investments need to be held for the long term.

Source: Morningstar Direct

## Trailing Returns (% Annualised)

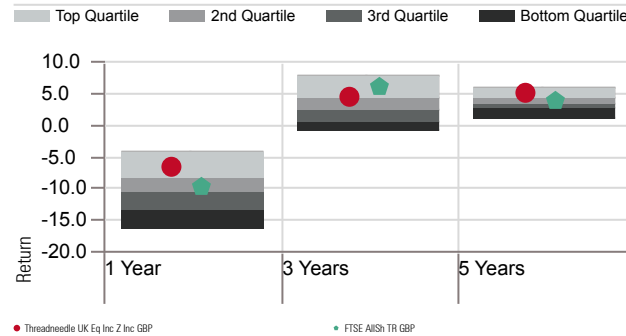
	1 Yr	3 Yrs	5 Yrs	10 Yrs
Threadneedle UK Eq Inc Z Inc GBP	-6.42	4.57	5.14	10.50
FTSE AllSh TR GBP	-9.47	6.13	4.08	9.07

## Calendar Year Returns (%)

	2018	2017	2016	2015	2014
Threadneedle UK Eq Inc Z Inc GBP	-6.42	7.40	13.78	4.93	7.05
FTSE AllSh TR GBP	-9.47	13.10	16.75	0.98	1.18

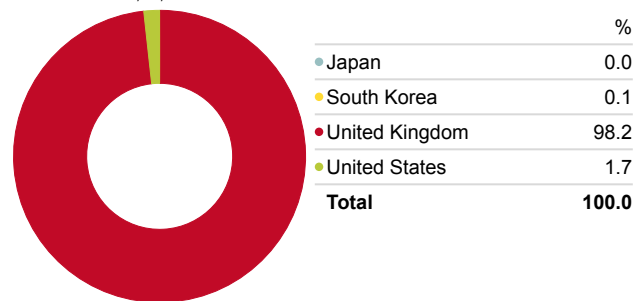
## Performance Relative to Peer Group

Peer Group (5-95%): Open End Funds - IA Sector - UK Equity Income Calculation Benchmark: FTSE AllSh TR GBP



## Equity Geographic Split

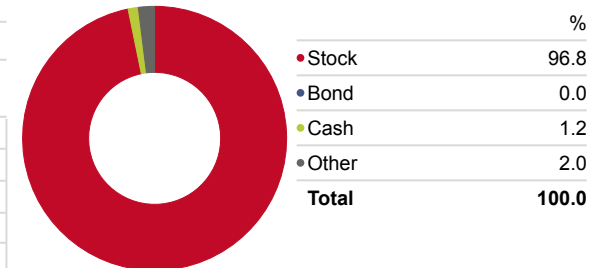
Portfolio Date: 31/12/2018



## Snapshot

ISIN	GB00B8169Q14
Domicile	United Kingdom
IA Sector	UK Equity Income
Primary Prospectus Benchmark	FTSE AllSh TR GBP
Morningstar Analyst Rating	Silver
Morningstar Rating Overall	★★★★
KIID Ongoing Charge	0.82
# of Holdings	50
Fund Size - £ mill	3,703.92
Dividend Distribution Frequency	Quarterly
12 Mo Yield	4.39

Portfolio Date: 31/12/2018



## Top Holdings

Portfolio Date: 31/12/2018

Company	Portfolio Weighting %
AstraZeneca PLC	8.58
GlaxoSmithKline PLC	6.12
Imperial Brands PLC	4.33
Morrison (Wm) Supermarkets PLC	4.32
Electrocomponents PLC	4.16
Royal Dutch Shell PLC B	3.93
Rentokil Initial PLC	3.89
Unilever PLC	3.66
Pearson PLC	3.45
Phoenix Group Holdings PLC	3.24