

SLI Global Smaller Companies Pltfm 1 Acc



Return Date: 31/12/2018

Fund Description

Fund Manager: Alan Rowsell since January 2012

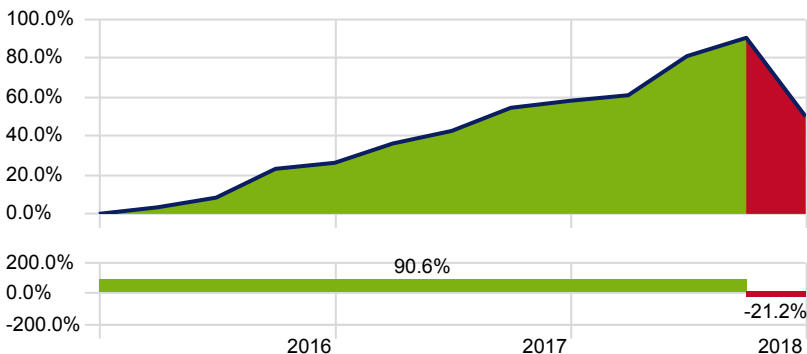
Standard Life Global Smaller Companies is a global equity fund which seeks to outperform the MSCI All Country World Small Cap Index through investing in global equities that feature lower down the market capitalisation spectrum (predominately small-cap exposed). Lead fund manager Alan Rowsell has over two decades of investment experience, some of which was spent in the US market, prior to him relocating back to the UK to join the small cap team, headed up by renowned UK small cap investor Harry Nimmo. The Smaller Companies Team has increased in numbers over the years as they have expanded the range of funds managed. Predominately a bottom-up stock research approach stemming from their fundamental belief that stock selection is a more powerful and repeatable source of alpha than identifiable macroeconomic forces. Ultimately, they are looking to invest in tomorrow's large companies today, through a distinct quality, growth and momentum approach. The investment process utilised here is known as 'Focus on Change' and is assisted by a proprietary screening tool called 'The Matrix'. The screening tool is based on a number of factors and shrinks the global small cap stock universe to a more manageable list of stock which fits their specified criteria and then further fundamental research is undertaken. Meeting company management is also an important feature of the process. The resulting portfolio is high conviction typically comprising 40 – 80 stock positions and stylistically is likely to take on a heavy growth bias. The fund is limited to a +/- 20% relative (against index) position at the country level and a +/- 15% relative (against index) position at the industry level.

Source: AJ Bell Investments

As of 31/12/2018

Investment Growth - Quarterly

Time Period: 01/01/2016 to 31/12/2018



■ SLI Global Smaller Companies Pltfm 1 Acc 50.1% ■ Contraction ■ Expansion

Note: The value of your investments can go down as well as up and you may get back less than you originally invested. We don't offer advice, so it's important you understand the risks, if you're unsure please consult a suitably qualified financial adviser. Past performance is not a guide to future performance and some investments need to be held for the long term.

Source: Morningstar Direct

Trailing Returns (% Annualised)

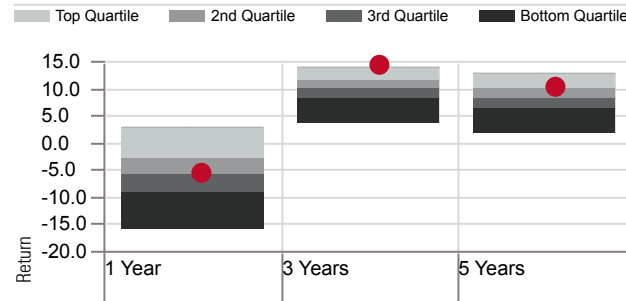
	1 Yr	3 Yrs	5 Yrs	10 Yrs
SLI Global Smaller Companies Pltfm 1 Acc	-5.10	14.50	10.49	—
MSCI ACWI Small NR USD	-9.07	11.03	9.15	13.18

Calendar Year Returns (%)

	2018	2017	2016	2015	2014
SLI Global Smaller Companies Pltfm 1 Acc	-5.10	25.27	26.29	11.65	-1.78
MSCI ACWI Small NR USD	-9.07	13.09	33.11	4.69	8.12

Performance Relative to Peer Group

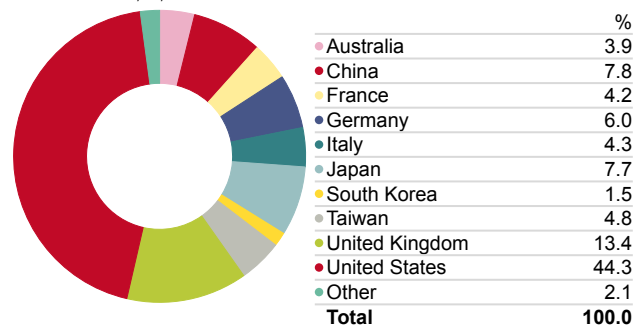
Peer Group (5-95%): Open End Funds - IA Sector - Global Calculation Benchmark: None



● SLI Global Smaller Companies Pltfm 1 Acc

Equity Geographic Split

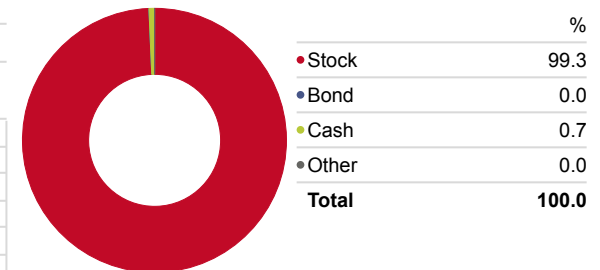
Portfolio Date: 31/12/2018



Snapshot

ISIN	GB00B7KVX245
Domicile	United Kingdom
IA Sector	Global
Primary Prospectus Benchmark	IA Gbl sector
Morningstar Analyst Rating	Bronze
Morningstar Rating Overall	★★★★
KIID Ongoing Charge	1.05
# of Holdings	63
Fund Size - £ mill	1,204.94
Dividend Distribution Frequency	Annually
12 Mo Yield	0.00

Portfolio Date: 31/12/2018



Top Holdings

Portfolio Date: 30/11/2018

Company	Portfolio Weighting %
Aberdeen Liqdtly (Lux) Sterling Z-1	4.51
Teleperformance SE	3.26
HMS Holdings Corp	3.19
Shenzhou International Group Holdings Ltd	3.01
ServiceMaster Global Holdings Inc	2.97
Evolent Health Inc A	2.94
Aspen Technology Inc	2.59
Pigeon Corp	2.59
Abiomed Inc	2.56
Alarm.com Holdings Inc	2.54