

iShares UK Equity Index (UK) D Acc



Return Date: 31/12/2018

Fund Description

The iShares UK Equity Index Fund is a UK equity fund which aims to fully replicate the FTSE All Share Index. The fund is managed by an experienced team under the leadership of Kieran Doyle who has over 14 years' experience in the industry including spells at KPMG & Barclays Global Investors, before the latter merged with BlackRock in 2009. The BlackRock brand was replaced by iShares to represent all passive strategies for the business in 2017. The fund follows a disciplined approach which looks to provide consistent tracking within tight limits. To do this, the team utilises its scale as one of the biggest passive managers in the world to ensure the portfolio is invested as efficiently as possible. As a result, the fund is a low cost method of gaining exposure to UK equities.

Trailing Returns (% Annualised)

	1 Yr	3 Yrs	5 Yrs	10 Yrs
iShares UK Equity Index (UK) D Acc	-9.04	6.10	4.16	9.22
FTSE AllSh TR GBP	-9.47	6.13	4.08	9.07

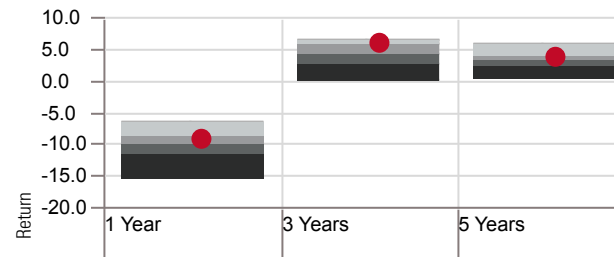
Calendar Year Returns (%)

	2018	2017	2016	2015	2014
iShares UK Equity Index (UK) D Acc	-9.04	13.05	16.16	1.51	1.12
FTSE AllSh TR GBP	-9.47	13.10	16.75	0.98	1.18

Performance Relative to Peer Group

Peer Group (5-95%): Open End Funds - Europe/Africa/Asia - UK Large-Cap Equity Calculation Benchmark: FTSE AllSh TR GBP

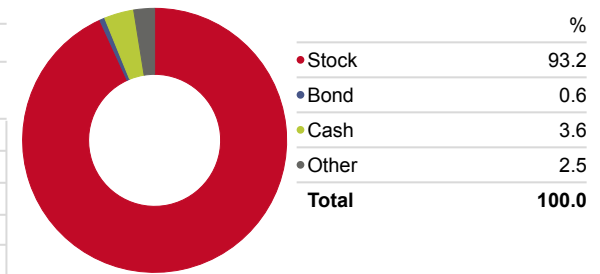
Top Quartile 2nd Quartile 3rd Quartile Bottom Quartile



Snapshot

ISIN	GB00B7C44X99
Domicile	United Kingdom
IA Sector	UK All Companies
Primary Prospectus Benchmark	FTSE Custom All Share Net Of Tax Mid Day
Morningstar Analyst Rating	Silver
Morningstar Rating Overall	★★★★
KIID Ongoing Charge	0.06
# of Holdings	643
Fund Size - £ mill	8,551.56
Dividend Distribution Frequency	Semi-Annually
12 Mo Yield	3.95

Portfolio Date: 30/11/2018

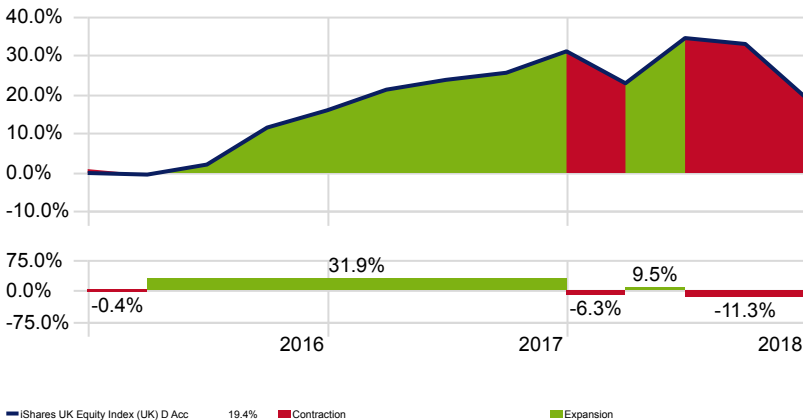


Source: AJ Bell Investments

As of 31/12/2018

Investment Growth - Quarterly

Time Period: 01/01/2016 to 31/12/2018



Equity Geographic Split

Portfolio Date: 30/11/2018



Top Holdings

Portfolio Date: 30/09/2018

Company	Portfolio Weighting %
HSBC Holdings PLC	5.18
Royal Dutch Shell PLC Class A	4.67
BP PLC	4.43
Ftse 100 Index Dec 18	4.29
Royal Dutch Shell PLC B	3.89
British American Tobacco PLC	3.16
AstraZeneca PLC	2.92
GlaxoSmithKline PLC	2.89
BlackRock ICS Sterling Liq Agency Inc	2.81
Diageo PLC	2.54

Note: The value of your investments can go down as well as up and you may get back less than you originally invested. We don't offer advice, so it's important you understand the risks, if you're unsure please consult a suitably qualified financial adviser. Past performance is not a guide to future performance and some investments need to be held for the long term.

Source: Morningstar Direct