

# Franklin UK Mid Cap W Acc

## Fund Description

Fund Manager: Paul Spencer since October 2011

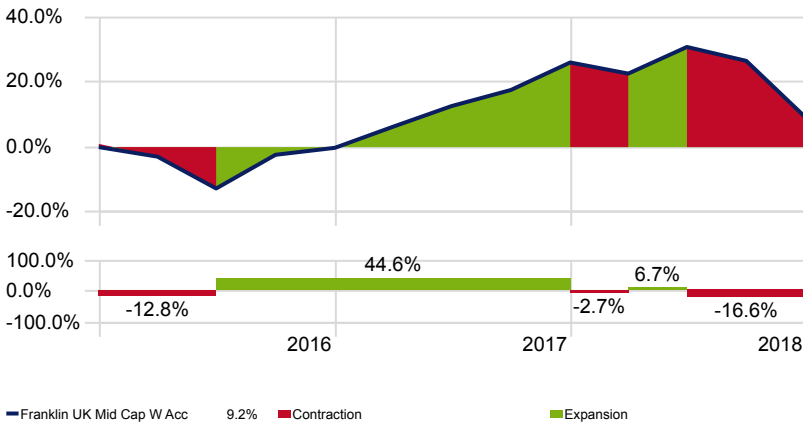
Franklin UK Mid Cap is a UK equity fund which seeks to outperform the FTSE 250 Index through investing in UK equities that feature lower down the market capitalisation spectrum (predominately mid-cap exposed). Fund manager Paul Spencer started his investment career in the late 80's and has held the position of Head of Research in a number of organisations before re-joining Rensburg in 2006. Franklin acquired Rensburg Fund Management in January 2011. The Franklin UK Equity Team is a strongly collaborative group of experienced fund managers, based in Leeds, of which Paul Spencer is a member and focuses on stocks outside of the FTSE 100 Index. The macro-economic environment is a strong consideration in the investment approach but is usually framed through the identification of attractive opportunities at the company level. The investment process focuses on bottom-up stock analysis, seeking out undervalued quality opportunities. Within the quality aspect they look to identify robust companies in steady businesses and in terms of valuation they pay close attention to how much cash a company generates in relation to its current valuation. The resulting portfolio will be high-conviction in nature, typically comprising 30 to 40 individual stock positions with absolute weightings of between 1.5% and 5%.

Source: AJ Bell Investments

As of 31/12/2018

## Investment Growth - Quarterly

Time Period: 01/01/2016 to 31/12/2018



## Trailing Returns (% Annualised)

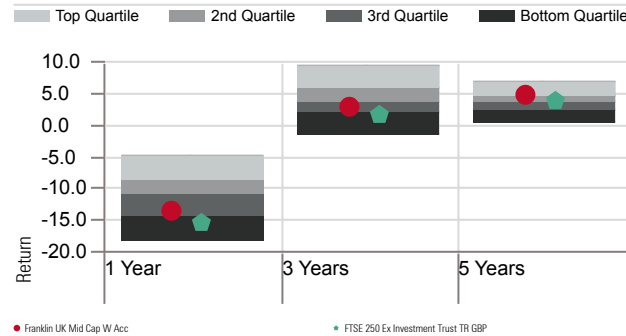
	1 Yr	3 Yrs	5 Yrs	10 Yrs
Franklin UK Mid Cap W Acc	-13.46	2.96	5.00	15.04
FTSE 250 Ex Investment Trust TR GBP	-15.15	1.78	3.96	14.01

## Calendar Year Returns (%)

	2018	2017	2016	2015	2014
Franklin UK Mid Cap W Acc	-13.46	26.43	-0.23	14.55	2.05
FTSE 250 Ex Investment Trust TR GBP	-15.15	18.24	5.08	12.04	2.79

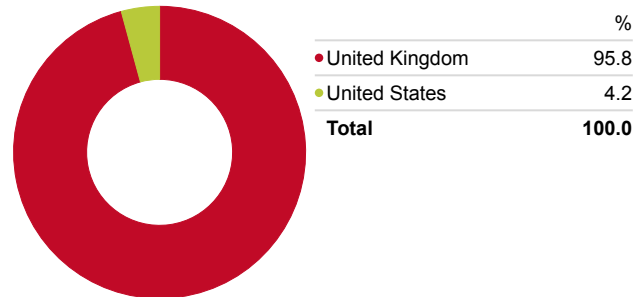
## Performance Relative to Peer Group

Peer Group (5-95%): Open End Funds - IA Sector - UK All Companies Calculation Benchmark: FTSE 250 Ex Investment Trust TR GBP



## Equity Geographic Split

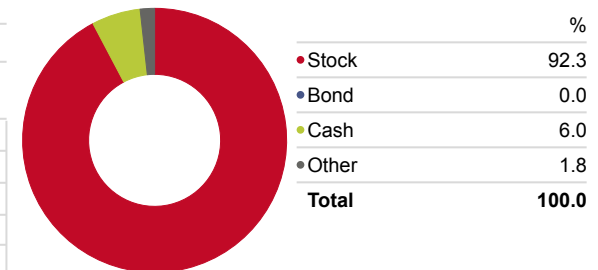
Portfolio Date: 31/12/2018



## Snapshot

ISIN	GB00B7BXT545
Domicile	United Kingdom
IA Sector	UK All Companies
Primary Prospectus Benchmark	FTSE 250 Ex Investment Trust TR GBP
Morningstar Analyst Rating	Silver
Morningstar Rating Overall	★★★★
KIID Ongoing Charge	0.82
# of Holdings	33
Fund Size - £ mill	897.24
Dividend Distribution Frequency	Semi-Annually
12 Mo Yield	2.41

Portfolio Date: 31/12/2018



## Top Holdings

Portfolio Date: 31/12/2018

Company	Portfolio Weighting %
Derwent London PLC	5.06
Spectris PLC	4.48
Bellway PLC	4.21
Entertainment One Ltd	3.90
Bodycote PLC	3.63
Weir Group PLC	3.62
RPC Group PLC	3.60
AVEVA Group PLC	3.52
Ashmore Group PLC	3.46

Note: The value of your investments can go down as well as up and you may get back less than you originally invested. We don't offer advice, so it's important you understand the risks, if you're unsure please consult a suitably qualified financial adviser. Past performance is not a guide to future performance and some investments need to be held for the long term.

Source: Morningstar Direct