

SPDR® FTSE UK All Share ETF Acc



Return Date: 31/12/2018

Fund Description

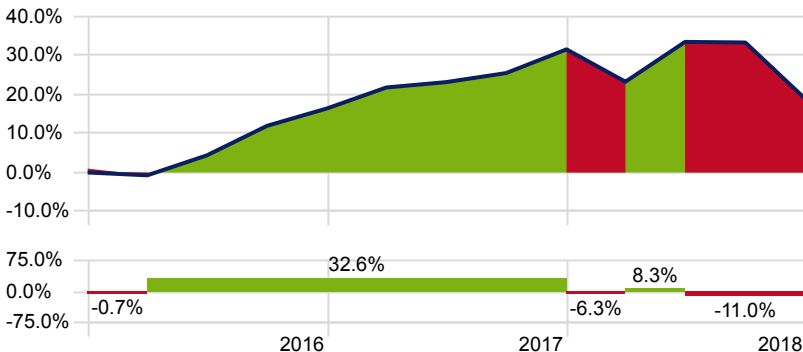
The SPDR FTSE UK All Share ETF is a UK equity exchange-traded fund which aims to replicate the FTSE All Share Index. The ETF is offered and run by State Street Global Advisors, who created the first ever ETF in 1993 and have a wealth of experience in providing index tracking products. The FTSE All Share Index captures 98% of the UK equity market, providing broad and diversified exposure to UK stocks. The ETF itself does not look to hold all of the constituents of the index, instead it selects a representative sample of stocks which effectively replicate the performance of the index while maintaining liquidity and minimising costs. The ETF has proven to track the index closely over a long period; precisely what investors want to see from an index-tracking solution. The ETF is therefore a low cost method of gaining exposure to UK equities.

Source: AJ Bell Investments

As of 31/12/2018

Investment Growth - Quarterly

Time Period: 01/01/2016 to 31/12/2018



SPDR® FTSE UK All Share ETF Acc 18.8% Contraction Expansion

Note: The value of your investments can go down as well as up and you may get back less than you originally invested. We don't offer advice, so it's important you understand the risks, if you're unsure please consult a suitably qualified financial adviser. Past performance is not a guide to future performance and some investments need to be held for the long term.

Source: Morningstar Direct

Trailing Returns (% Annualised)

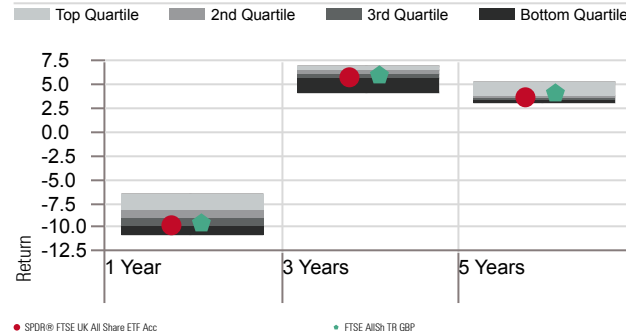
	1 Yr	3 Yrs	5 Yrs	10 Yrs
SPDR® FTSE UK All Share ETF Acc	-9.71	5.92	3.80	—
FTSE AllSh TR GBP	-9.47	6.13	4.08	9.07

Calendar Year Returns (%)

	2018	2017	2016	2015	2014
SPDR® FTSE UK All Share ETF Acc	-9.71	12.99	16.48	0.86	0.55
FTSE AllSh TR GBP	-9.47	13.10	16.75	0.98	1.18

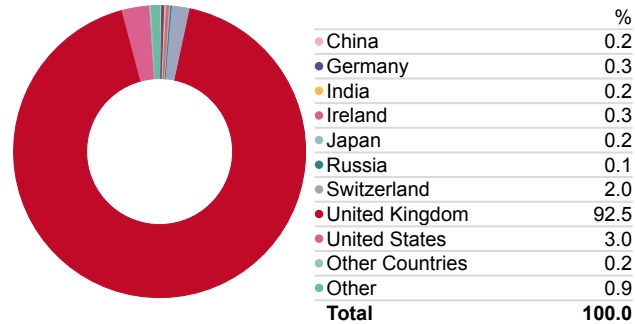
Performance Relative to Peer Group

Peer Group (5-95%): Exchange Traded Funds - Europe/Africa/Asia - UK Large-Cap Equity Calculation Benchmark: FTSE AllSh TR GBP



Equity Geographic Split

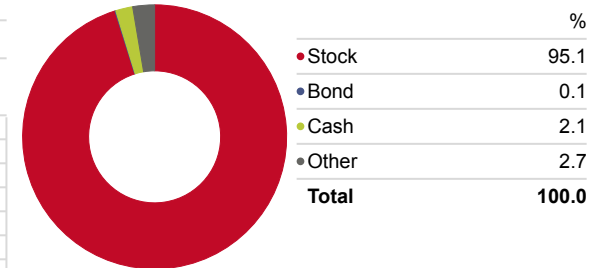
Portfolio Date: 31/12/2018



Snapshot

ISIN	IE00B7452L46
Domicile	Ireland
Morningstar Category	EAA Fund UK Large-Cap Equity
Primary Prospectus Benchmark	FTSE AllSh TR GBP
Morningstar Analyst Rating	★★★★
Morningstar Rating Overall	★★★★
KIID Ongoing Charge	0.20
# of Holdings	607
Fund Size - £ mill	457.38
Dividend Distribution Frequency	—
12 Mo Yield	0.00
Replication Method	Physical-Sample

Portfolio Date: 31/12/2018



Top Holdings

Portfolio Date: 31/12/2018

Company	Portfolio Weighting %
HSBC Holdings PLC	6.08
Royal Dutch Shell PLC Class A	4.90
BP PLC	4.53
Royal Dutch Shell PLC B	4.10
AstraZeneca PLC	3.48
GlaxoSmithKline PLC	3.41
Diageo PLC	3.16
British American Tobacco PLC	2.65
Unilever PLC	2.09
Rio Tinto PLC	1.98