

# Jupiter Japan Income I Inc (SEDOL: B6QC0Z6)

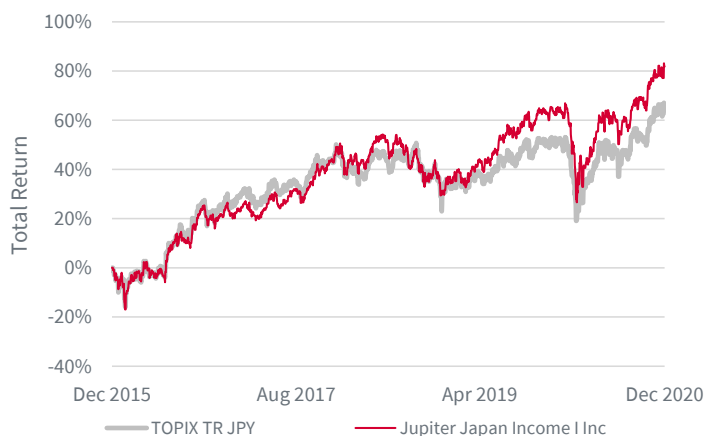
## Fund Description

Fund Manager(s): Dan Carter since June 2016  
Mitesh Patel since Jan 2020

Jupiter Japan Income is a Japanese equity fund which seeks to outperform the Topix Index over the long term whilst also providing an income. The fund is managed in a concentrated manner and aims to have both higher growth and a larger dividend yield than the wider Japanese market. The fund is managed by both Dan Carter and Mitesh Patel. Dan Carter leads the strategy, having been involved with the fund for over a decade now. Dan Carter previously worked at Odey Asset Management and Baillie Gifford before joining Jupiter in 2008 and has been specialising in Japanese equities since 2004. Mitesh Patel joined Jupiter in 2016 and prior to that was an investment manager at Barings where he also focused on Japanese stocks, he has also worked at Blackrock. The investment philosophy stems from their belief of the fundamental principle that future distributions create shareholder value. The investment process is primarily bottom-up driven, searching for companies that are financially stable, with high quality management teams who are willing to increase pay-outs over time and an identifiable competitive advantage to facilitate persistent profit generation over time. Ultimately, they want to identify companies which can generate strong cash flow growth which is under appreciated by the market. The resulting portfolio will typically hold around 40 stocks.

Source: AJ Bell Investments Date: 31/12/2020

## Historic Performance



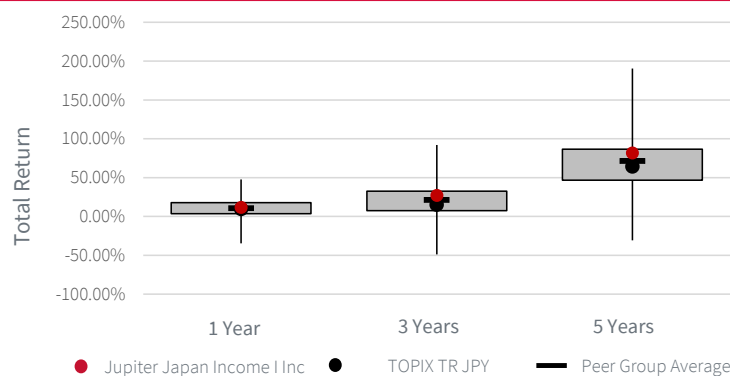
## Trailing Returns (% Annualised)

	YTD <sup>1</sup>	1 Year	3 Years	5 Years	10 Years
Jupiter Japan Income I Inc	11.7	11.7	8.3	12.7	-
TOPIX TR JPY	9.5	9.5	4.8	10.4	8.4

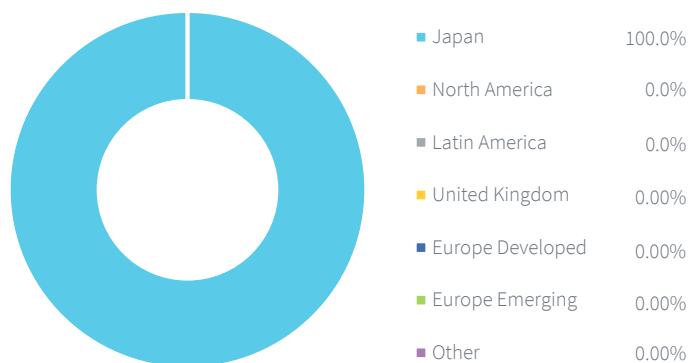
## Calendar Returns (%)

	2020	2019	2018	2017	2016
Jupiter Japan Income I Inc	11.7	24.7	-8.7	18.5	20.6
TOPIX TR JPY	9.5	14.6	-8.4	15.6	23.4

## Performance Relative to Peer Group<sup>2</sup>



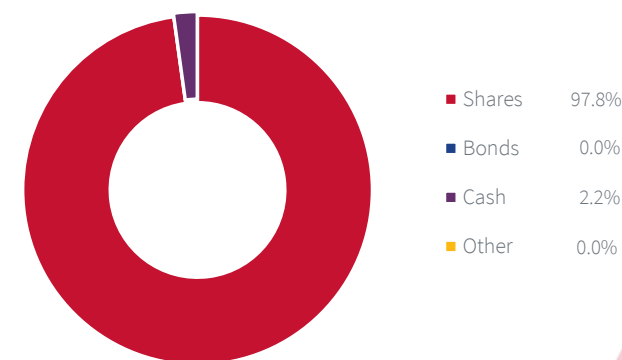
## Share Regional Breakdown



## Fund Snapshot

ISIN	GB00B6QC0Z69
Domicile	United Kingdom
Benchmark	TOPIX TR JPY
Morningstar Analyst Rating	-
Morningstar Star Rating	★★★★
Ongoing Charge	0.98
Number of Holdings	43
Fund Size (£m)	804.88
Dividend Distribution Frequency	Semi-Annually
12 Month Yield	2.08%
Morningstar Category	EAA Fund Japan Large-Cap Equity

## Asset Breakdown



## Top 10 Holdings

Company	Weight (%)
Sony Corp	6.3
Toyota Motor Corp	5.2
Orix Corp	4.4
Takeda Pharmaceutical Co Ltd	4.0
Kddi Corp	3.8
Tokyo Electron Ltd	3.8
Sumitomo Mitsui Financial Group Inc	3.7
Softbank Corp	3.7
Hazama Ando Corp	3.5
Star Asia Investment Corp	3.4

This report is designed to provide information only. It is not a personal recommendation and we don't offer advice. If you're unsure, please contact a suitably qualified financial adviser. The value of your investments can go down as well as up and you may get back less than you originally invested. Past performance is not a guide to future performance and some investments need to be held for the long term. Information provided is correct as at report date, or most recently available data.