

BlackRock UK Income D Acc (SEDOL: B67DWT6)



As of 31/12/2023

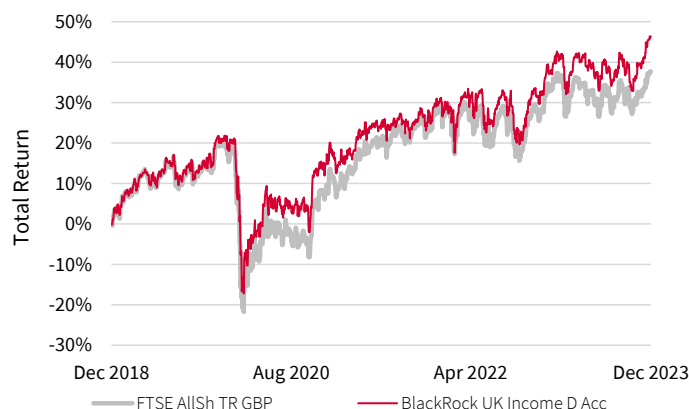
Fund Description

Fund Managers: Adam Avigdori since November 2009
David Goldman since July 2015

Blackrock UK Income is a UK equity fund which seeks to outperform the FTSE All Share Index by investing in companies that display both income and growth characteristics. The fund is jointly led by Adam Avigodri and David Goldman who were appointed managers in 2009 and 2015 respectively. Both managers have a wealth of experience having started their careers for Blackrock in the early 2000's as analysts. They are supported by a well-resourced UK team at Blackrock and benefit from the wider Blackrock network spanning multiple locations. The investment approach is total-return in nature and the process is centred on bottom-up stock analysis. Fundamental to the research process is identifying companies with sustainable free cash flow and how successfully these companies utilise profits, either through distribution or via re-investment and taking advantage of cash flow compounds. The fund's income approach is not constrained and permits non-yielding companies to be held. The resulting portfolio will be a well-balanced yet high-conviction portfolio with a bias towards large-cap companies, and typically comprises 40 to 50 stock positions.

Source: AJ Bell Investments Date: 31/12/2023

Historic Performance



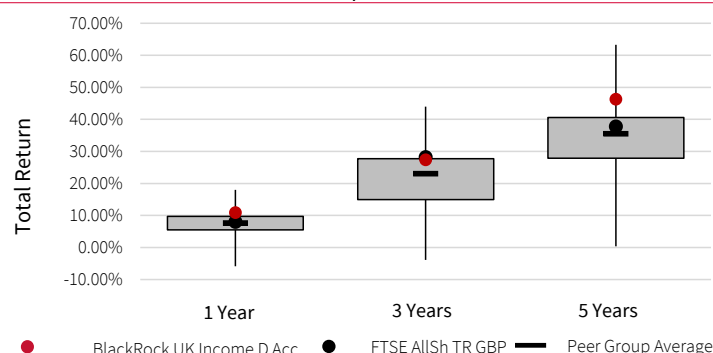
Trailing Returns (% Annualised)

	YTD ¹	1 Year	3 Years	5 Years	10 Years
BlackRock UK Income D Acc	10.8	10.8	8.4	7.9	6.6
FTSE AllSh TR GBP	7.9	7.9	8.6	6.6	5.3

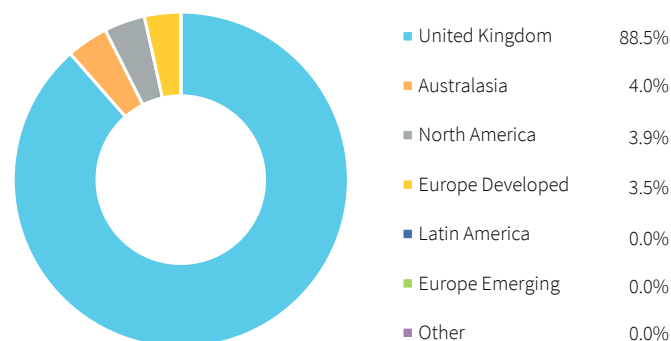
Calendar Returns (%)

	2023	2022	2021	2020	2019
BlackRock UK Income D Acc	10.8	2.3	12.4	-4.3	20.0
FTSE AllSh TR GBP	7.9	0.3	18.3	-9.8	19.2

Performance Relative to Peer Group²



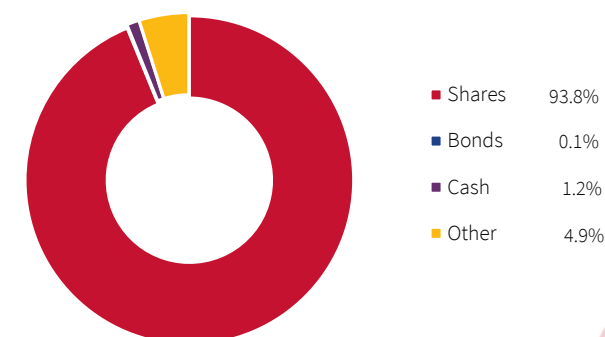
Share Regional Breakdown



Fund Snapshot

ISIN	GB00B67DWT67
Domicile	United Kingdom
Benchmark	FTSE AllSh TR GBP
Morningstar Analyst Rating	-N/A
Morningstar Star Rating	★★★★★
Ongoing Charge	0.81
Number of Holdings	42
Fund Size (£m)	526.27
Dividend Distribution Frequency	Quarterly
12 Month Yield	3.64%
Morningstar Category	EAA Fund UK Equity Income

Asset Breakdown



Top 10 Holdings

	Weight (%)
Shell PLC	6.7
AstraZeneca PLC	6.4
Rio Tinto PLC Registered Shares	6.4
RELX PLC	5.0
Reckitt Benckiser Group PLC	4.3
Phoenix Group Holdings PLC	3.4
BHP Group Ltd	3.3
Hays PLC	3.1
Tate & Lyle PLC	3.0



This report is designed to provide information only. It is not a personal recommendation and we don't offer advice. If you're unsure, please contact a suitably qualified financial adviser. The value of your investments can go down as well as up and you may get back less than you originally invested. Past performance is not a guide to future performance and some investments need to be held for the long term. Information provided is correct as at report date, or most recently available data.

Source: Morningstar Direct

¹Year to Date is measured cumulatively, ²Peer groups selected based on relevant IA Sector primary share classes, box and whisker plots show the interquartile range and maximum and minimum values in the peer group