

# Baillie Gifford Global Alpha Gr B Acc



Return Date: 31/12/2018

## Fund Description

Fund Manager: Malcolm MacColl since March 2010  
Charles Plowden since March 2010  
Spencer Adair since March 2010

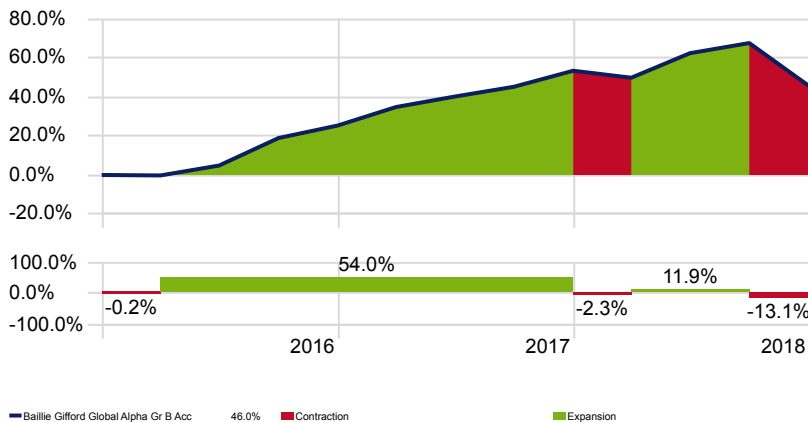
Baillie Gifford Global Alpha Growth is a global equity fund which seeks to outperform the MSCI AC World Index through investing in growth oriented companies. Fund managers Malcolm MacColl, Charles Plowden and Spencer Adair have managed this fund since its inception in 2010. The three fund managers have enjoyed long careers at Baillie Gifford with Spencer Adair joining in 2000 being the most recent of the group and they work in a collegiate fashion to manage this fund. The fund is growth oriented and long term in nature, which is an investment style firmly embedded throughout Baillie Gifford and this fund is no exception. The investment process is entirely driven by bottom-up stock research stemming from an inherent philosophy that companies which have the potential to grow at a faster rate and on a more sustainable basis than their peers are positioned for higher long-term returns. The research process identifies companies which offer the prospect of sustainable above average growth in earnings and cash flow with company meetings an important input into the research process. The managers use the broader regional teams to identify stocks for consideration but ultimate portfolio construction is the responsibility of the three named managers. The resulting portfolio is typically benchmark agnostic and low turnover and usually comprises 70-120 stock positions. It's worth noting however, the fund is likely to be highly volatile and act remarkably different to its index over short to medium time frames.

Source: AJ Bell Investments

As of 31/12/2018

## Investment Growth - Quarterly

Time Period: 01/01/2016 to 31/12/2018



## Trailing Returns (% Annualised)

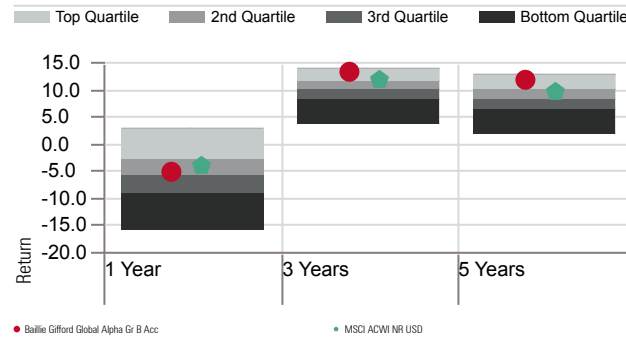
	1 Yr	3 Yrs	5 Yrs	10 Yrs
Baillie Gifford Global Alpha Gr B Acc	-5.00	13.43	11.91	—
MSCI ACWI NR USD	-3.78	11.92	9.88	10.79

## Calendar Year Returns (%)

	2018	2017	2016	2015	2014
Baillie Gifford Global Alpha Gr B Acc	-5.00	22.45	25.48	7.28	12.08
MSCI ACWI NR USD	-3.78	13.24	28.66	3.29	10.64

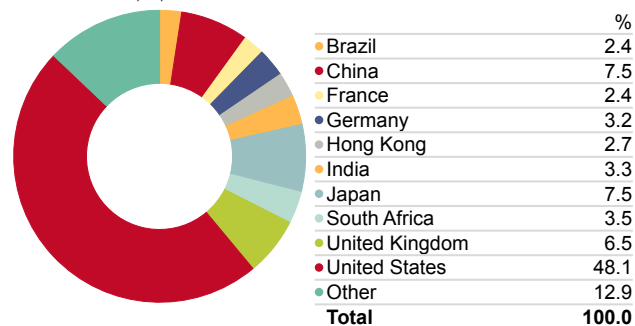
## Performance Relative to Peer Group

Peer Group (5-95%): Open End Funds - IA Sector - Global Calculation Benchmark: MSCI ACWI NR USD



## Equity Geographic Split

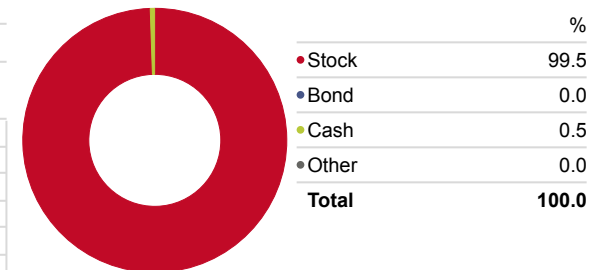
Portfolio Date: 30/11/2018



## Snapshot

ISIN	GB00B61DJ021
Domicile	United Kingdom
IA Sector	Global
Primary Prospectus Benchmark	MSCI ACWI NR USD
Morningstar Analyst Rating	Bronze
Morningstar Rating Overall	★★★★
KIID Ongoing Charge	0.60
# of Holdings	105
Fund Size - £ mill	3,816.85
Dividend Distribution Frequency	Semi-Annually
12 Mo Yield	0.46

Portfolio Date: 30/11/2018



## Top Holdings

Portfolio Date: 31/10/2018

Company	Portfolio Weighting %
Amazon.com Inc	3.86
Anthem Inc	2.83
Prudential PLC	2.73
Naspers Ltd Class N	2.65
Alphabet Inc Class C	2.08
Mastercard Inc A	2.08
Taiwan Semiconductor Manufacturing Co Ltd ADR	2.07
Apache Corp	2.07
SAP SE	2.05
Moody's Corporation	1.99

Note: The value of your investments can go down as well as up and you may get back less than you originally invested. We don't offer advice, so it's important you understand the risks, if you're unsure please consult a suitably qualified financial adviser. Past performance is not a guide to future performance and some investments need to be held for the long term.

Source: Morningstar Direct