

# Liontrust UK Growth I Inc (SEDOL: B56BDS0)



As of 31/12/2023

## Fund Description

Fund Manager(s): Anthony Cross since March 2009  
Julian Fosh since March 2009

Liontrust UK Growth is a UK Equity fund seeking to outperform the FTSE All Share by investing in large and mid-cap UK equities. The managers tailor the fund to benefit from the long-term structural growth of its individual companies. Fund Manager Anthony Cross joined Liontrust in 1997, originally joining as an analyst, Cross developed the 'Liontrust Economic Advantage process' which was implemented on the UK Growth fund in 2009 and is still utilised to date. Prior to joining Liontrust as co-manager of the UK Growth fund in 2008, Fosh co-managed the Saracen UK Growth fund in a career dating back to 1984. The Economic Advantage team are an experienced, collaborative group averaging over 20 years of industry experience. The team focusses on bottom-up stock analysis, seeking companies with intangible assets that hold a competitive advantage. Namely achieved through intellectually property, significant recurring business or strong distribution networks. The fund retains a quality bias, exclusively seeking profitable companies with a robust balance. The result is a diverse fund comprising between 55-65 companies.

Source: AJ Bell Investments Date: 31/12/2023

## Historic Performance



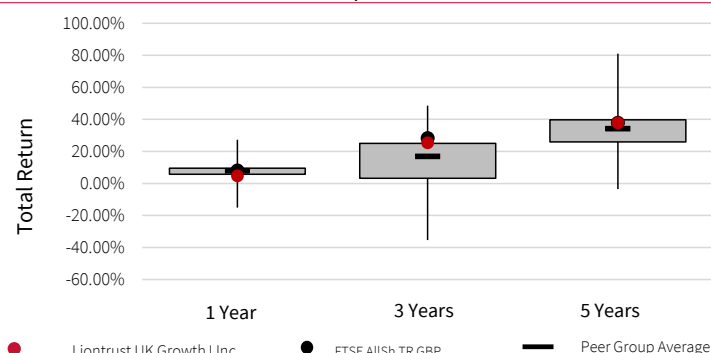
## Trailing Returns (% Annualised)

	YTD <sup>1</sup>	1 Year	3 Years	5 Years	10 Years
Liontrust UK Growth I Inc	4.7	4.7	7.8	6.6	6.9
FTSE AllSh TR GBP	7.9	7.9	8.6	6.6	5.3

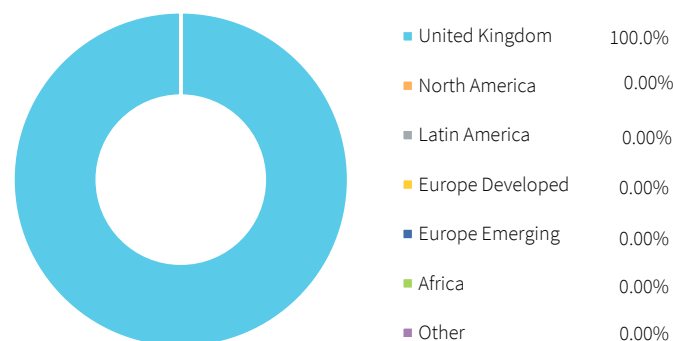
## Calendar Returns (%)

	2023	2022	2021	2020	2019
Liontrust UK Growth I Inc	4.7	-1.1	21.0	-8.3	19.9
FTSE AllSh TR GBP	7.9	0.3	18.3	-9.8	19.2

## Performance Relative to Peer Group<sup>2</sup>



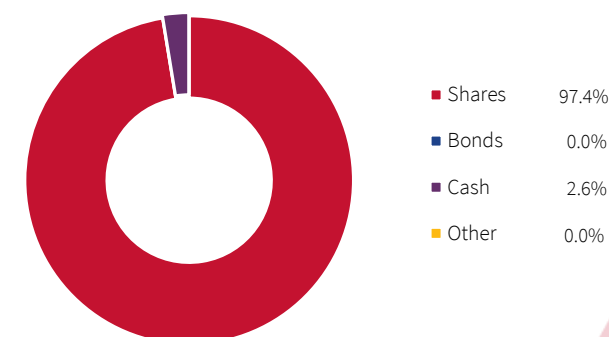
## Share Regional Breakdown



## Fund Snapshot

ISIN	GB00B56BDS09
Domicile	United Kingdom
Benchmark	FTSE AllSh TR GBP
Morningstar Analyst Rating	-N/A
Morningstar Star Rating	★★★★★
Ongoing Charge	0.82
Number of Holdings	44
Fund Size (£m)	981.74
Dividend Distribution Frequency	Annually
12 Month Yield	1.91%
Morningstar Category	EAA Fund UK Flex-Cap Equity

## Asset Breakdown



## Top 10 Holdings

	Weight (%)
Shell PLC	8.5
AstraZeneca PLC	7.9
BP PLC	5.6
Unilever PLC	4.6
GSK PLC	4.1
BAE Systems PLC	3.9
Diageo PLC	3.7
RELX PLC	3.5
British American Tobacco PLC	2.4
Compass Group PLC	2.4



This report is designed to provide information only. It is not a personal recommendation and we don't offer advice. If you're unsure, please contact a suitably qualified financial adviser. The value of your investments can go down as well as up and you may get back less than you originally invested. Past performance is not a guide to future performance and some investments need to be held for the long term. Information provided is correct as at report date, or most recently available data.

Source: Morningstar Direct

<sup>1</sup>Year to Date is measured cumulatively, <sup>2</sup>Peer groups selected based on relevant IA Sector primary share classes, box and whisker plots show the interquartile range and maximum and minimum values in the peer group