

iShares Core S&P 500 ETF USD Acc

Return Date: 31/12/2018

Fund Description

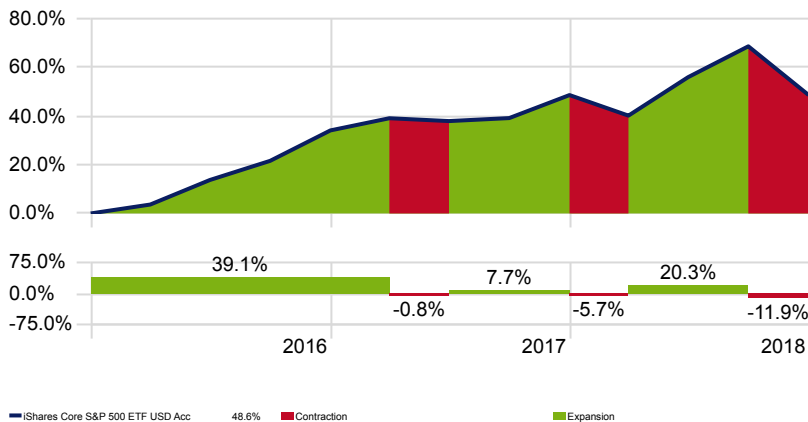
The iShares Core S&P 500 ETF is a US equity exchange-traded fund which aims to hold all the constituents of the S&P 500 Index. The S&P 500 Index is a market capitalisation weighted portfolio of 500 large US-domiciled stocks decided on a monthly basis by the US Index Committee. The index is well-diversified by sector and company, although exposures across these will alter as valuations change in different market conditions. iShares, a subsidiary of BlackRock, became the brand name for the company on all index-tracking products in 2017. The firm is a market-leading provider in this space and with trillions of assets under management is able to generate vast economies of scale which it can pass onto investors in the form of very low costs. The fund is one of the lowest charging S&P 500 tracking products on the market and has a very tight tracking error meaning it tracks the performance of the index very efficiently. The nature of the market for US large cap stocks makes it difficult for active managers to beat an index benchmark and therefore a low-cost passive option, such as this iShares ETF, may be useful for investors.

Source: AJ Bell Investments

As of 31/12/2018

Investment Growth - Quarterly

Time Period: 01/01/2016 to 31/12/2018



Note: The value of your investments can go down as well as up and you may get back less than you originally invested. We don't offer advice, so it's important you understand the risks, if you're unsure please consult a suitably qualified financial adviser. Past performance is not a guide to future performance and some investments need to be held for the long term.

Source: Morningstar Direct

Trailing Returns (% Annualised)

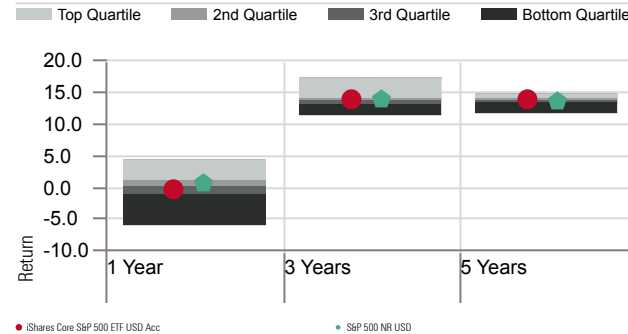
	1 Yr	3 Yrs	5 Yrs	10 Yrs
iShares Core S&P 500 ETF USD Acc	0.01	14.13	13.92	—
S&P 500 NR USD	0.96	14.01	13.64	13.77

Calendar Year Returns (%)

	2018	2017	2016	2015	2014
iShares Core S&P 500 ETF USD Acc	0.01	10.83	34.10	5.78	22.03
S&P 500 NR USD	0.96	10.62	32.67	6.58	20.02

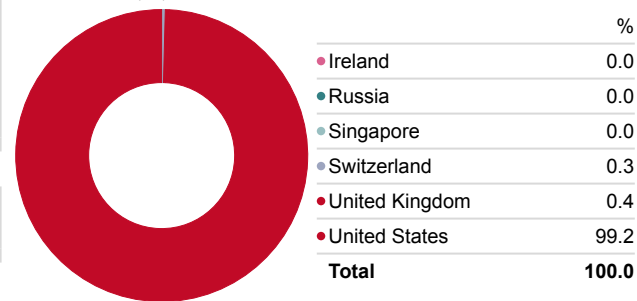
Performance Relative to Peer Group

Peer Group (5-95%): Exchange Traded Funds - Europe/Africa/Asia - US Large-Cap Blend Equity Calculation Benchmark: S&P 500 NR USD



Equity Geographic Split

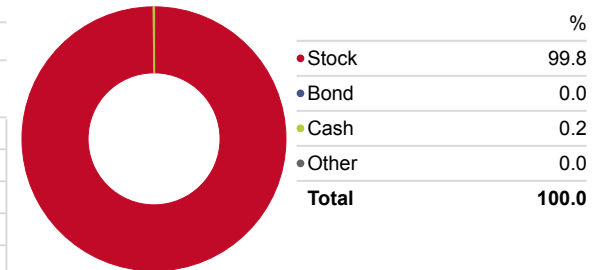
Portfolio Date: 31/12/2018



Snapshot

ISIN	IE00B5BMR087
Domicile	Ireland
Morningstar Category	EAA Fund US Large-Cap Blend Equity
Primary Prospectus Benchmark	S&P 500 NR USD
Morningstar Analyst Rating	—
Morningstar Rating Overall	—
KIID Ongoing Charge	0.07
# of Holdings	509
Fund Size - £ mill	23,805.64
Dividend Distribution Frequency	—
12 Mo Yield	—
Replication Method	Physical-Full

Portfolio Date: 31/12/2018



Top Holdings

Portfolio Date: 31/12/2018

Company	Portfolio Weighting %
Microsoft Corp	3.72
Apple Inc	3.37
Amazon.com Inc	2.93
Berkshire Hathaway Inc B	1.88
Johnson & Johnson	1.64
JPMorgan Chase & Co	1.54
Alphabet Inc Class C	1.51
Facebook Inc A	1.49
Alphabet Inc A	1.48
Exxon Mobil Corp	1.37