

Jupiter Global Emerging Markets I Acc



Return Date: 31/12/2018

Fund Description

Fund Manager: Ross Teverson since January 2015

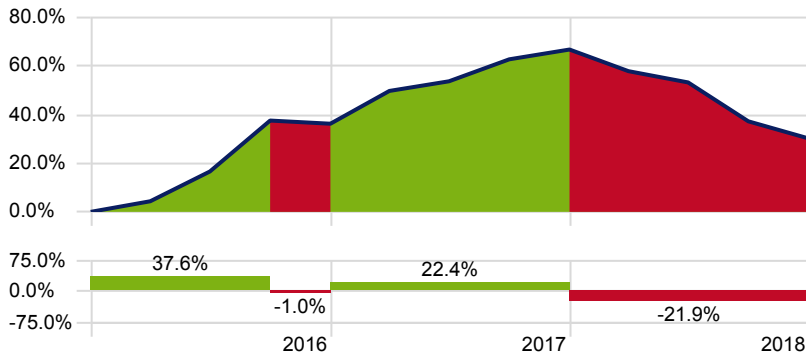
Jupiter Global Emerging Markets is a global emerging markets equity fund which seeks to outperform the MSCI Emerging Markets Index predominately through bottom-up fundamental analysis. Fund manager Ross Teverson has around two decades of investment experience and joined Jupiter in 2015 as Head of Emerging Markets. The investment process is centred on searching for positive change which, in their opinion, has not been priced accordingly. Typically, these can be classified as either; structural change, industry change or company change. For an idea to become investable they need to identify a catalyst such that within a reasonable timeframe the mispricing becomes corrected, this may come in the form of earnings announcement or capital management event, for example. The resulting portfolio is benchmark agnostic and highly concentrated comprising 45-50 individual positions with a typical stock weighting between 1-5%.

Source: AJ Bell Investments

As of 31/12/2018

Investment Growth - Quarterly

Time Period: 01/01/2016 to 31/12/2018



Legend: Jupiter Global Emerging Markets I Acc (30.2%), Contraction, Expansion

Note: The value of your investments can go down as well as up and you may get back less than you originally invested. We don't offer advice, so it's important you understand the risks, if you're unsure please consult a suitably qualified financial adviser. Past performance is not a guide to future performance and some investments need to be held for the long term.

Source: Morningstar Direct

Trailing Returns (% Annualised)

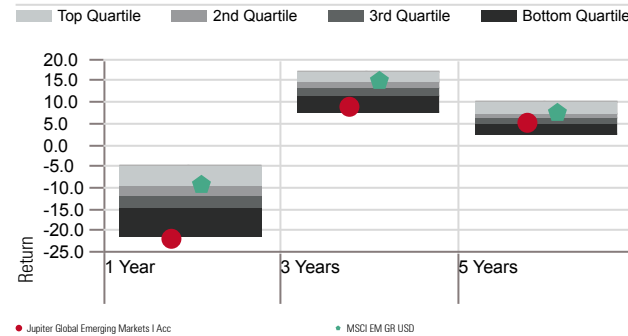
	1 Yr	3 Yrs	5 Yrs	10 Yrs
Jupiter Global Emerging Markets I Acc	-21.94	9.20	5.21	—
MSCI EM GR USD	-8.92	15.12	7.53	9.71

Calendar Year Returns (%)

	2018	2017	2016	2015	2014
Jupiter Global Emerging Markets I Acc	-21.94	22.41	36.29	-7.24	6.71
MSCI EM GR USD	-8.92	25.83	33.12	-9.65	4.29

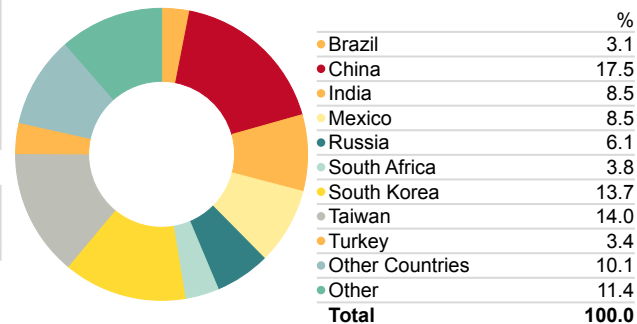
Performance Relative to Peer Group

Peer Group (5-95%): Open End Funds - IA Sector - Global Emerging Markets Calculation Benchmark: MSCI EM GR USD



Equity Geographic Split

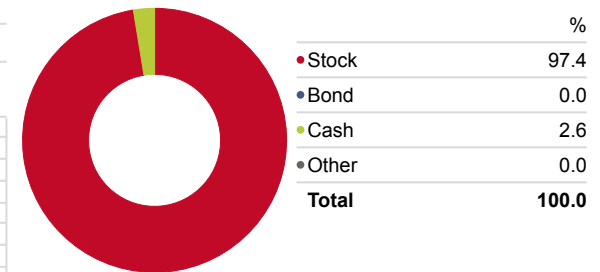
Portfolio Date: 30/09/2018



Snapshot

ISIN	GB00B4PF5918
Domicile	United Kingdom
IA Sector	Global Emerging Markets
Primary Prospectus Benchmark	MSCI EM GR USD
Morningstar Analyst Rating	—
Morningstar Rating Overall	★★
KIID Ongoing Charge	1.18
# of Holdings	65
Fund Size - £ mill	91.33
Dividend Distribution Frequency	Annually
12 Mo Yield	1.35

Portfolio Date: 30/09/2018



Top Holdings

Portfolio Date: 30/09/2018

Company	Portfolio Weighting %
Samsung Electronics Co Ltd Participating Preferred	4.66
SK Hynix Inc	4.34
LG Chem Ltd Participating Preferred	3.27
Guaranty Trust Bank PLC	3.22
Corporacion Inmobiliaria Vesta SAB de CV	2.98
China Unicom (Hong Kong) Ltd	2.92
KCB Group Ltd	2.85
Hindustan Petroleum Corp Ltd	2.83
Hollysys Automation Technologies Ltd	2.62
PT Bumi Serpong Damai Tbk	2.62