

Vanguard UK Inflation-Linked Gilt Index A Grs Acc



Return Date: 31/12/2018

Fund Description

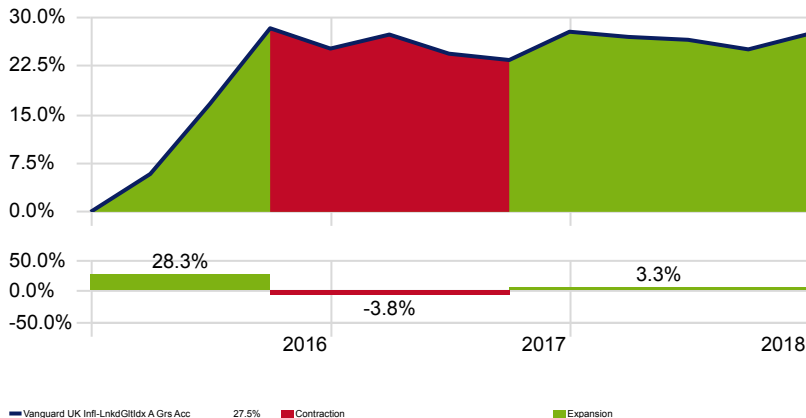
The Vanguard UK Inflation-Linked Gilt Index Fund is a UK government inflation-linked debt fund which aims to replicate the performance of the Bloomberg Barclays UK Government Inflation-Linked Float Adjusted Bond Index. The index, weighted by market capitalisation, offers exposure to inflation-linked gilts with maturities greater than one year; it is comprised of approximately 30 issuances with typically maturities of over 20 years. Inflation-linked bonds are indexed to the UK retail price index (RPI) to prevent inflation eroding the value of the investment. The fund itself will look to buy all of the securities of the index at the assigned weights or at least a carefully selected sample which mimic the risk profile of the index while avoiding illiquidity issues. Vanguard is one of the largest money managers globally and has a reputation for offering investors value-for-money, which stems from its mutual ownership structure. This fund is a low cost method of gaining long-term inflation protection.

Source: AJ Bell Investments

As of 31/12/2018

Investment Growth - Quarterly

Time Period: 01/01/2016 to 31/12/2018



Note: The value of your investments can go down as well as up and you may get back less than you originally invested. We don't offer advice, so it's important you understand the risks, if you're unsure please consult a suitably qualified financial adviser. Past performance is not a guide to future performance and some investments need to be held for the long term.

Source: Morningstar Direct

Trailing Returns (% Annualised)

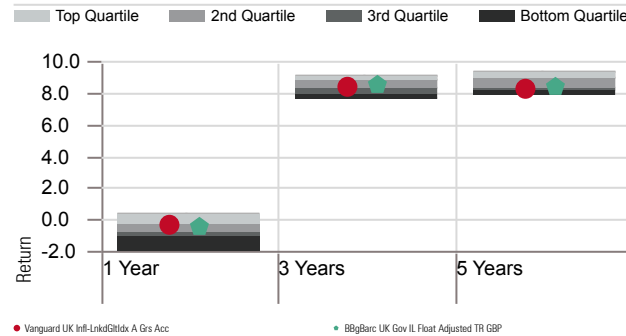
	1 Yr	3 Yrs	5 Yrs	10 Yrs
Vanguard UK Inflation-Linked Gilt Index A Grs Acc	-0.27	8.43	8.36	—
BBGBarc UK Gov IL Float Adjusted TR GBP	-0.39	8.58	8.50	7.78

Calendar Year Returns (%)

	2018	2017	2016	2015	2014
Vanguard UK Inflation-Linked Gilt Index A Grs Acc	-0.27	2.08	25.21	-1.20	18.64
BBGBarc UK Gov IL Float Adjusted TR GBP	-0.39	2.46	25.41	-1.10	18.78

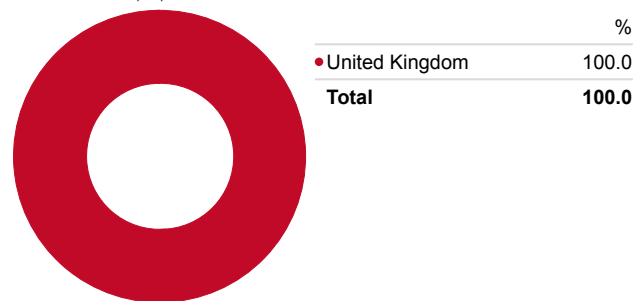
Performance Relative to Peer Group

Peer Group (5-95%): Open End Funds - IA Sector - UK Index Linked Gilts Calculation Benchmark: BBGBarc UK Gov IL Float Adjusted TR GBP



Fixed Income Geographic Split

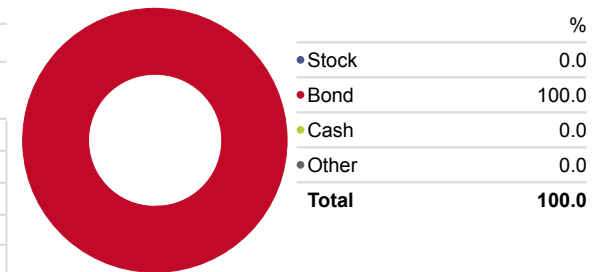
Portfolio Date: 31/12/2018



Snapshot

ISIN	GB00B45Q9038
Domicile	United Kingdom
IA Sector	UK Index Linked Gilts
Primary Prospectus Benchmark	BBGBarc UK Gov IL Float Adjusted TR GBP
Morningstar Analyst Rating	—
Morningstar Rating Overall	★★★★
KIID Ongoing Charge	0.15
# of Holdings	29
Fund Size - £ mill	1,489.59
Dividend Distribution Frequency	Quarterly
12 Mo Yield	0.00

Portfolio Date: 31/12/2018



Top Holdings

Portfolio Date: 31/12/2018

Security	Portfolio Weighting %
United Kingdom of Great Britain and Northern Ireland	5.37
United Kingdom of Great Britain and Northern Ireland	4.77
United Kingdom of Great Britain and Northern Ireland	4.73
United Kingdom of Great Britain and Northern Ireland	4.66
United Kingdom of Great Britain and Northern Ireland	4.37
United Kingdom of Great Britain and Northern Ireland	4.35
United Kingdom of Great Britain and Northern Ireland	4.32
United Kingdom of Great Britain and Northern Ireland	4.26
United Kingdom of Great Britain and Northern Ireland	4.23
United Kingdom of Great Britain and Northern Ireland	4.16