

BlackRock Continental Eurp Inc D Inc

Fund Description

Fund Manager: Andreas Zoellinger since May 2011

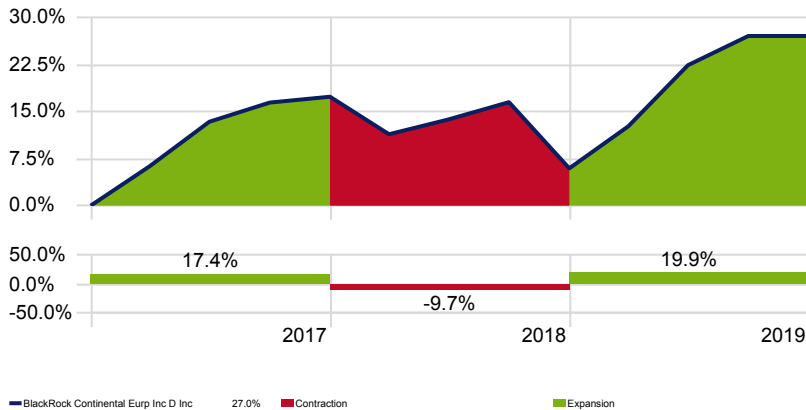
BlackRock Continental European Income is a European equity fund that looks to outperform the FTSE All World Developed Europe ex UK Index over rolling 5 year periods. A concentrated approach that operates without reference to the benchmark leads this fund to be classified as a satellite holding. To achieve its objective, the fund looks to identify quality companies with a high but sustainable dividend yield coming from a strong balance sheet and stable earnings. In addition, the fund will also look to identify opportunities in companies that have the opportunity to deliver long term dividend growth but may not yield as much as the market today. The result is to build a diversified portfolio that offers both a reliable and growing income over time. The fund has been managed by Andreas Zoellinger for a long period of time and he is backed by an extensive team of analysts who carry out detailed company analysis. Each stock is given a rating between 1-5 (strong buy-strong sell) and a price target for the next 12 months is set which helps the fund manager judge the level of conviction in the idea before moving to portfolio construction. The portfolio is built on an unconstrained basis, however it is typically focused towards large and medium sized companies and will have around 40 holdings.

Source: AJ Bell Investments

As of 31/12/19

Investment Growth - Quarterly

Time Period: 01/01/17 to 31/12/19



BlackRock Continental Eurp Inc D Inc 27.0% Contraction Expansion

Note: This report, the AJ Bell Favourite funds list and the AJ Bell Ready-made portfolios are designed to help you choose your investments, but are not personal recommendations. We don't offer advice, so it's important you understand the risks, if you're unsure please consult a suitably qualified financial adviser. The value of your investments can go down as well as up and you may get back less than you originally invested. Past performance is not a guide to future performance and some investments need to be held for the long term.

Source: Morningstar Direct

Trailing Returns (% Annualised)

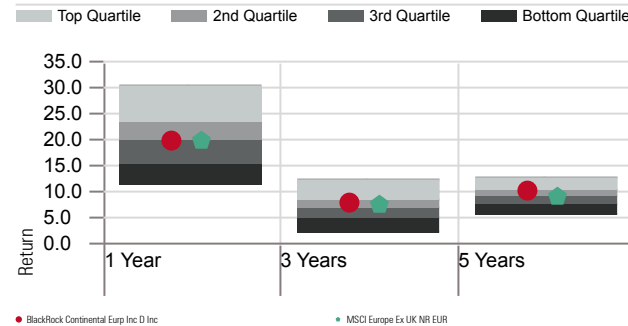
	1 Yr	3 Yrs	5 Yrs	10 Yrs
BlackRock Continental Eurp Inc D Inc	19.91	8.30	10.32	—
MSCI Europe Ex UK NR EUR	19.99	7.80	9.33	7.25

Calendar Year Returns (%)

	2019	2018	2017	2016	2015
BlackRock Continental Eurp Inc D Inc	19.91	-9.72	17.36	12.77	14.09
MSCI Europe Ex UK NR EUR	19.99	-9.87	15.84	18.62	5.11

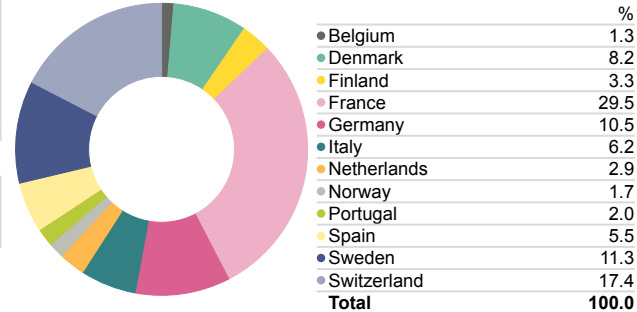
Performance Relative to Peer Group

Peer Group (5-95%): Open End Funds - IA Sector - Europe Excluding UK Calculation Benchmark: MSCI Europe Ex UK NR EUR



Equity Geographic Split

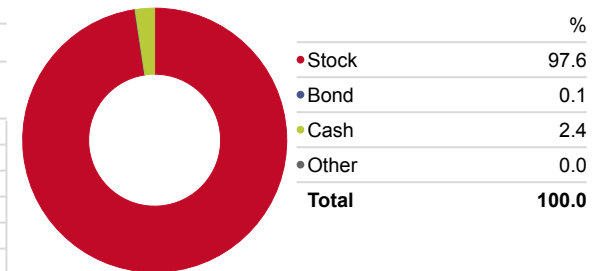
Portfolio Date: 31/12/19



Snapshot

ISIN	GB00B3Y7MQ71
Domicile	United Kingdom
IA Sector	Europe Excluding UK
Primary Prospectus Benchmark	FTSE AW Dv Europe Ex UK TR GBP
Morningstar Analyst Rating	Bronze
Morningstar Rating Overall	★★★★
KIID Ongoing Charge	0.92
Inception Date	06/05/11
# of Holdings	48
Fund Size - £ mill	1,752.58
Dividend Distribution Frequency	Quarterly
12 Mo Yield	3.51

Portfolio Date: 31/12/19



Top Holdings

Portfolio Date: 30/09/19

Company	Portfolio Weighting %
Tele2 AB B	5.09
Bouygues	4.35
Roche Holding AG Dividend Right Cert.	4.22
Allianz SE	4.18
SCOR SE	4.08
Total SA	4.07
Zurich Insurance Group AG	3.97
Vinci SA	3.72
Engie SA	3.68
Deutsche Boerse AG	3.53