

BlackRock ICS Sterling Liq Premier Inc (SEDOL: B3L1035)



As of 31/12/2023

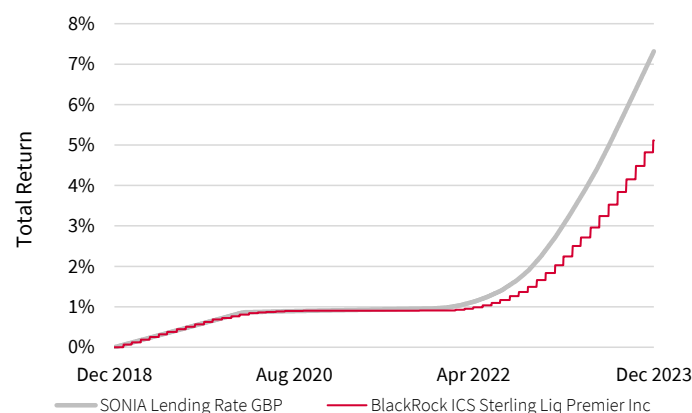
Fund Description

Fund Manager(s): Matt Clay since March 2009
Paul Hauff since March 2009

The BlackRock ICS Sterling Liquidity fund aims to maximise income and maintain capital in nominal terms whilst ensuring its underlying assets can easily be bought or sold in the market. Blackrock have long established pedigree investing in short term instruments having managed cash funds since 1973. The current managers, Matt Clay and Paul Hauff, are an experienced duo and have been running the portfolio since 2009, navigating through the very low interest rate cycle of the 2010's. The fund invests in short term money market instruments across the globe but is constrained to a maximum Weighted Average Maturity of 60 days (tends to operate at 30-50 days). Due to the nature of the investible universe, investors benefit from the significant size of Blackrock and this strategy as it grants more opportunities. However, returns can be muted given the fund invests in less risky area of the yield curve. With an OCF of 0.1%, the fund charges are competitive.

Source: AJ Bell Investments Date: 31/12/2023

Historic Performance



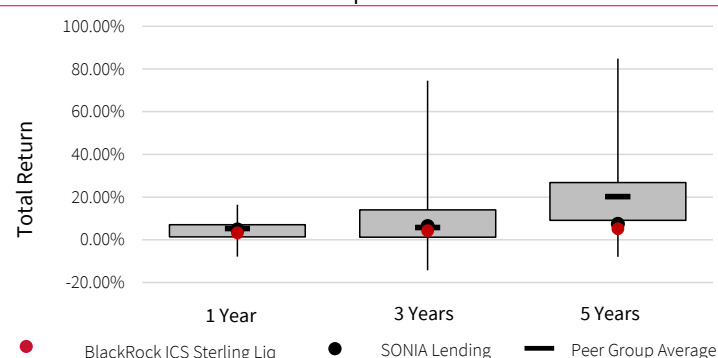
Trailing Returns (% Annualised)

	YTD ¹	1 Year	3 Years	5 Years	10 Years
BlackRock ICS Sterling Liq Premier Inc	3.2	3.2	1.4	1.0	0.7
SONIA Lending Rate GBP	4.8	4.8	2.1	1.4	0.9

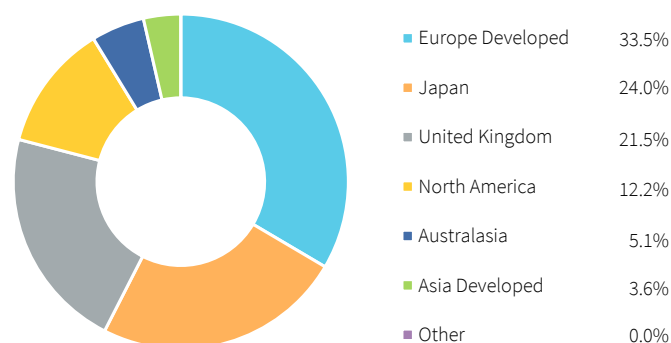
Calendar Returns (%)

	2023	2022	2021	2020	2019
BlackRock ICS Sterling Liq Premier Inc	3.2	0.9	0.0	0.2	0.7
SONIA Lending Rate GBP	4.8	1.4	0.1	0.2	0.7

Performance Relative to Peer Group²



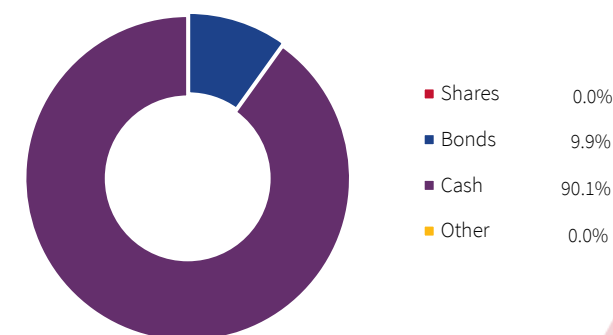
Cash Regional Breakdown



Fund Snapshot

ISIN	IE00B3L10356
Domicile	Ireland
Benchmark	SONIA
Morningstar Analyst Rating	-N/A
Morningstar Star Rating	-N/A
Ongoing Charge	0.10
Number of Holdings	227
Fund Size (£m)	40,477.68
Dividend Distribution Frequency	Monthly
12 Month Yield	3.17%
Morningstar Category	EAA Fund GBP Money Market - Short Term

Asset Breakdown



Top 10 Holdings

	Weight (%)
CASH	4.3
SUMITOMO MITSUI TRUST BANK LTD (LO	3.6
Nationwide Building Society 5.18%	3.1
TRI-PARTY CITIGROUP GLOBAL MARKETS	2.6
Landeskreditbank Baden-Wuerttemberg Foerderbank 0%	2.3
REP GILT ABNAT	2.2
MIZUHO BANK LTD (LONDON BRANCH) GB	2.0
Banque Federative du Credit Mutuel 0%	2.0
HM TREASURY GB	1.7
0	0.0

This report is designed to provide information only. It is not a personal recommendation and we don't offer advice. If you're unsure, please contact a suitably qualified financial adviser. The value of your investments can go down as well as up and you may get back less than you originally invested. Past performance is not a guide to future performance and some investments need to be held for the long term. Information provided is correct as at report date, or most recently available data.

Source: Morningstar Direct

¹Year to Date is measured cumulatively, ²Peer groups selected based on relevant IA Sector primary share classes, box and whisker plots show the interquartile range and maximum and minimum values in the peer group