

Artemis Strategic Bond I Quarterly Acc



Return Date: 31/12/2018

Fund Description

Fund Manager: James Foster since June 2005
Alex Ralph since June 2017

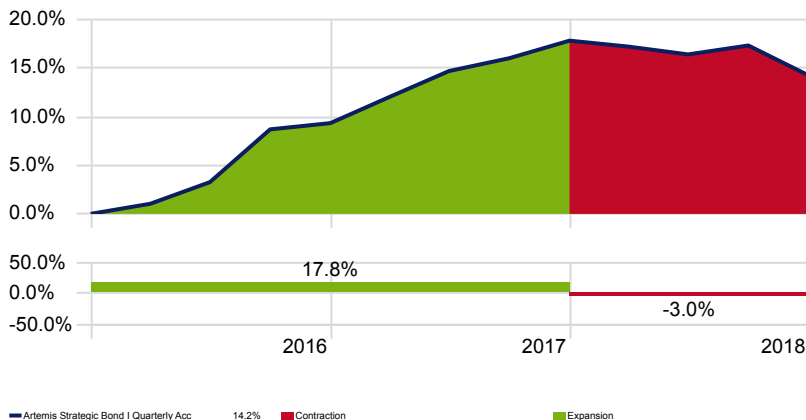
Artemis Strategic Bond is a fixed income fund which seeks to outperform the Markit iBoxx GBP Non-Gilts Index through a flexible investment approach. James Foster joined Artemis in April 2005 from F&C Asset Management where he held the role of head of credit and Alex Ralph also joined Artemis in 2005 after working in a variety of credit roles, initially specialising in the high yield markets. The pair manage the fund in a very collaborative manner and both fund managers are hugely experienced in the field of fixed income investing, with around two decades each. The investment process looks to assess the current opportunities across a range of fixed income assets and value is added either through asset allocation, sector allocation, duration (interest rate risk) and company selection. The managers consider their views on the economic cycle, default (bankruptcy) outlook, yields and interest rates in order to determine fund positioning. The resulting portfolio is unconstrained in nature but typically will be well-diversified with individual bonds being limited at 5% for investment grade and 3% for high yield bonds. In terms of currency exposures, the fund may hold non-sterling assets but these are usually hedged back to Sterling.

Source: AJ Bell Investments

As of 31/12/2018

Investment Growth - Quarterly

Time Period: 01/01/2016 to 31/12/2018



Note: The value of your investments can go down as well as up and you may get back less than you originally invested. We don't offer advice, so it's important you understand the risks, if you're unsure please consult a suitably qualified financial adviser. Past performance is not a guide to future performance and some investments need to be held for the long term.

Source: Morningstar Direct

Trailing Returns (% Annualised)

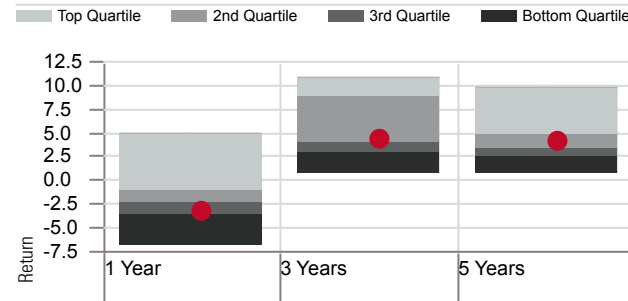
	1 Yr	3 Yrs	5 Yrs	10 Yrs
Artemis Strategic Bond I Quarterly Acc	-3.04	4.54	4.35	8.97
IA OE £ Strategic Bond	-2.48	3.44	3.51	6.90

Calendar Year Returns (%)

	2018	2017	2016	2015	2014
Artemis Strategic Bond I Quarterly Acc	-3.04	7.76	9.34	2.84	5.29
IA OE £ Strategic Bond	-2.48	5.40	7.67	0.40	6.92

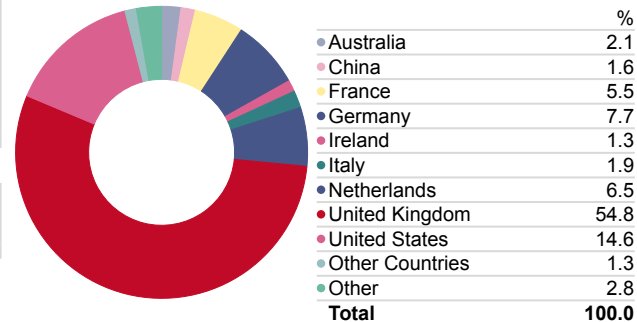
Performance Relative to Peer Group

Peer Group (5-95%): Open End Funds - IA Sector - £ Strategic Bond Calculation Benchmark: None



Fixed Income Geographic Split

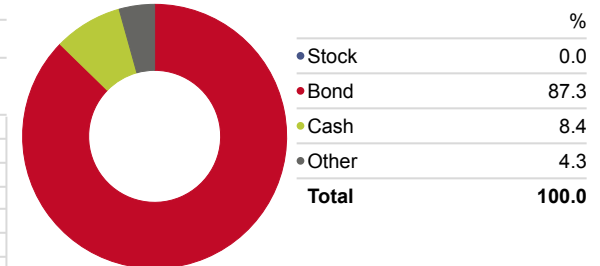
Portfolio Date: 31/12/2018



Snapshot

ISIN	GB00B2PLJR10
Domicile	United Kingdom
IA Sector	£ Strategic Bond
Primary Prospectus Benchmark	Not Benchmarked
Morningstar Analyst Rating	Silver
Morningstar Rating Overall	★★★★★
KIID Ongoing Charge	0.57
# of Holdings	135
Fund Size - £ mill	1,375.12
Dividend Distribution Frequency	Quarterly
12 Mo Yield	4.04

Portfolio Date: 31/12/2018



Top Holdings

Portfolio Date: 30/09/2018

Company	Portfolio Weighting %
United Kingdom of Great Britain and Northern Ireland	0.75%
United Kingdom of Great Britain and Northern Ireland	1.5%
VIVAT N.V.	6.25%
Electricite de France SA	6%
NGG Finance plc	5.62%
Credit Suisse Group AG	6.25%
Argentum Netherlands B.V.	5.75%
USB Realty Corp	3.49%
Eurofins Scientific SE	3.25%
Tullow Oil	7%