

# iShares UK Property ETF GBP Dist

Return Date: 31/12/2018

## Fund Description

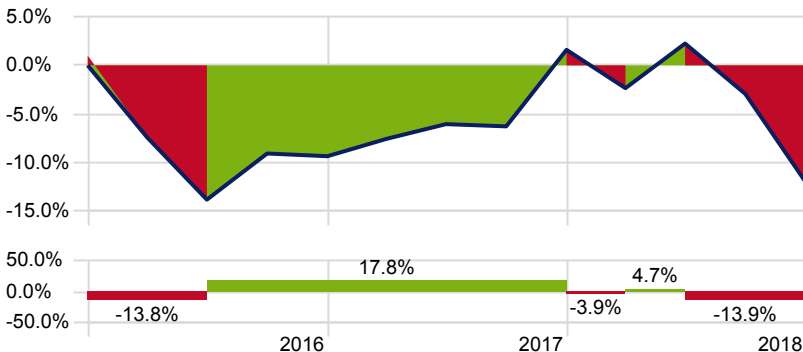
The iShares UK Property ETF is a UK property exchange-traded fund which aims to replicate the return of the FTSE EPRA/NAREIT UK Index. The index comprises shares of listed real estate companies and Real Estate Investment Trusts (REITs) which operate in the UK. Typically, these companies own and manage commercial property in the UK such as offices, retail space and warehouses. The Fund looks to hold all of the securities in the index and replicate their weight within it. The product is one of the only passive ETF options to gain exposure to UK property available in the market. iShares, a subsidiary of BlackRock, is a market-leading provider of ETF's with trillions of assets under management and is able to offer a wider array of products to investors. The fund tracks the index effectively, and provides access to a diverse range of sectors within the UK property market.

Source: AJ Bell Investments

As of 31/12/2018

## Investment Growth - Quarterly

Time Period: 01/01/2016 to 31/12/2018



■ iShares UK Property ETF GBP Dist -12.0% ■ Contraction ■ Expansion

Note: The value of your investments can go down as well as up and you may get back less than you originally invested. We don't offer advice, so it's important you understand the risks, if you're unsure please consult a suitably qualified financial adviser. Past performance is not a guide to future performance and some investments need to be held for the long term.

Source: Morningstar Direct

## Trailing Returns (% Annualised)

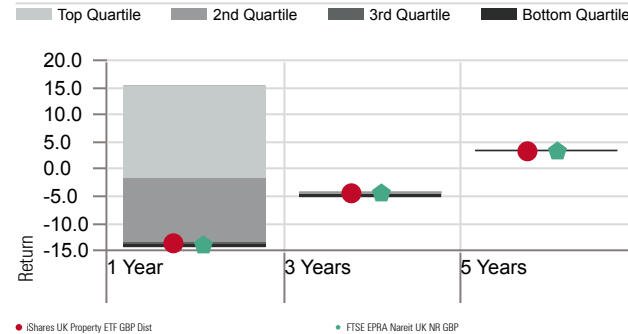
	1 Yr	3 Yrs	5 Yrs	10 Yrs
iShares UK Property ETF GBP Dist	-13.36	-4.16	3.38	7.26
FTSE EPRA Nareit UK NR GBP	-13.59	-4.09	3.64	—

## Calendar Year Returns (%)

	2018	2017	2016	2015	2014
iShares UK Property ETF GBP Dist	-13.36	12.05	-9.33	10.87	20.99
FTSE EPRA Nareit UK NR GBP	-13.59	12.09	-8.93	11.77	21.26

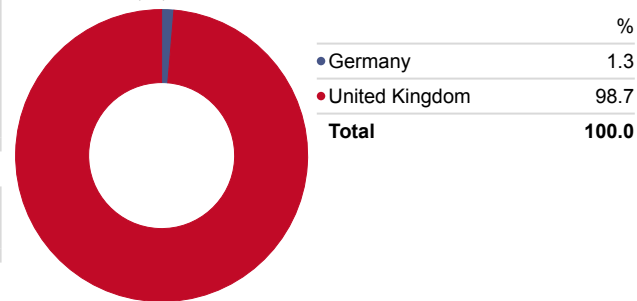
## Performance Relative to Peer Group

Peer Group (5-95%): Exchange Traded Funds - Europe/Africa/Asia - Property - Indirect Other Calculation Benchmark: FTSE EPRA Nareit UK NR GBP



## Equity Geographic Split

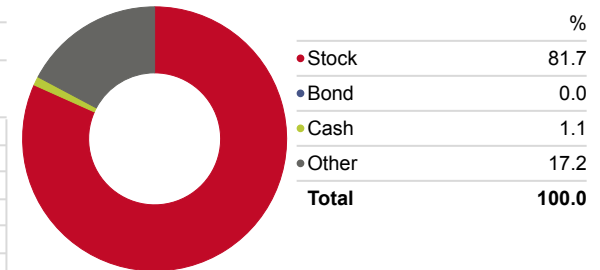
Portfolio Date: 31/12/2018



## Snapshot

ISIN	IE00B1TXLS18
Domicile	Ireland
Morningstar Category	EAA Fund Property - Indirect Other
Primary Prospectus Benchmark	FTSE EPRA Nareit UK NR GBP
Morningstar Analyst Rating	—
Morningstar Rating Overall	—
KIID Ongoing Charge	0.40
# of Holdings	46
Fund Size - £ mill	615.62
Dividend Distribution Frequency	Quarterly
12 Mo Yield	3.74
Replication Method	Physical-Full

Portfolio Date: 31/12/2018



## Top Holdings

Portfolio Date: 31/12/2018

Company	Portfolio Weighting %
Segro PLC	11.74
Land Securities Group PLC	11.34
British Land Co PLC	10.21
Derwent London PLC	5.65
Hammerson PLC	5.04
UNITE Group PLC	4.14
Tritax Big Box	3.83
Shaftesbury PLC	3.77
Great Portland Estates PLC	3.67
Capital & Counties Properties PLC	3.35